



► Identification Badges

[Navy Personnel Command](#) > [Support & Services](#) > [US Navy Uniforms](#) > [Uniform Regulations](#) > Chapter 5

IDENTIFICATION BADGES/AWARDS/INSIGNIA

SECTION 1: [IDENTIFICATION BADGES](#) 5101

SECTION 2: [BREAST INSIGNIA](#) 5201

SECTION 3: [AWARDS](#) 5301 - 5319

SECTION 4: [AIGUILLETES/BRASSARDS/BUTTONS/BOATSWAIN'S PIPE/LANYARD](#) 5401 - 5404

NAVY PERSONNEL COMMAND: 5720 Integrity Drive, Millington TN 38055-0000

This is an official U.S. Navy Website
Comments? Suggestions? Call NPC Customer Service: 866-U-ASK-NPC (DSN 882-5672), [Live Chat](#) or [Email the Webmaster](#)
Last Modified: 9/19/2016 9:59 AM
[FOIA](#) | [US Navy](#) | [U.S. Navy Recruiting](#) | [No Fear Act](#) | [USA.gov](#) | [Privacy Policy](#) | [Accessibility / Section 508](#) | [Site Map](#)



» 5101 - Identification Badges

[Navy Personnel Command](#) > [Support & Services](#) > [US Navy Uniforms](#) > [Uniform Regulations](#) > [Chapter 5](#) > 5101 - Identification Badges

**SECTION 1: IDENTIFICATION BADGES/AWARDS/INSIGNIA
IDENTIFICATION BADGES**

		<u>Article</u>
1.	PROVISIONS FOR WEAR	5101.1
2.	AUTHORIZED IDENTIFICATION BADGES	5101.2
3.	ELIGIBILITY AND DESCRIPTION OF AUTHORIZED IDENTIFICATION BADGES	5101.3

5101. IDENTIFICATION BADGES

1. Provisions for Wear. Only one identification badge may be worn at a time, except the post-tour Navy Fleet/Force/Command Master Chief Badge <(see article 5101.3.e.)>. If you qualify for more than one badge, wear the badge representing your present assignment, otherwise, wear the badge you prefer. Attach badges directly to the uniform. Do not hang them on the uniform by key chains or material backings, etc.

2. Authorized Identification Badges

Presidential Service Badge
Vice Presidential Service Badge
Office of Secretary of Defense
Joint Chiefs of Staff
Navy Fleet/Force/Command Master Chief
Recruiting Command
Career Counselor
Recruit Division Commander
Merchant Marine Service Emblem
MAA/Law Enforcement Badge

3. Eligibility and Description of Authorized Identification Badges

a. Presidential Service Badge



(1) Eligibility. This badge is authorized to be worn by personnel detailed to duty in the White House who have been awarded a Presidential Service Certificate.

(2) Description. Consists of a replica of the coat of arms of the President of the United States in gold, encircled with 50 silver stars, on a blue enamel disk with the outer edge of gold rays radiating from the center, 1-3/4 inches in diameter.

(3) Correct Wear. Wear on the right side. The badge may be worn on all uniforms other than working uniforms. This badge may be worn during and after the period of detail.

(a) Men

- On pockets with flaps, center the badge between the lower point of the flap and bottom of the pocket, midway between the sides.
- On pockets without flaps, center the badge on the pocket.
- On full dress uniforms, center the identification badge on the right side in a position corresponding to other badges worn on the left of full dress uniforms. <(See article 5101.3.c.3)>

(b) Women

- Center the badge 1/4 inch above the coat/shirt pocket or above authorized ribbons/name tag/incumbent command insignia.

(c) Formal and Dinner Dress Uniforms

- Men and women center badge on the right lapel, so the top of the badge is aligned with the top of the upper row of miniature medals.

b. Vice Presidential Service Badge



(1) Eligibility. This badge is authorized to be worn by personnel detailed to duty in the Office of the Vice President and who have been awarded a Vice Presidential Service Certificate.

(2) Description. Consists of a white enameled disc surrounded by 27 gold rays radiating from the center, 1-15/16 inches in diameter. A gold device taken from the seal of the Vice President of the United States is in the center of the white disc.

(3) Correct Wear. Wear on the right side. The badge may be worn on all uniforms other than working uniforms. The badge may be worn during and after the period of detail.

(a) Men

- On pockets with flaps, center the badge between the lower point of the flap and bottom of the pocket, midway between the sides.

- On pockets without flaps, center the badge on the pocket.

- On full dress uniforms, center the identification badge on the right in a position corresponding to badges worn on the left for full dress. <(See article 5101.3.c(3))>

(b) Women

- Center the badge 1/4 inch above the coat/shirt pocket or above authorized ribbons/name tag/incumbent command insignia.

(c) Formal and Dinner Dress Uniforms

- Men and women center badge on the right lapel, so the top of the badge is aligned with the top of the upper row of miniature medals.

c. Office of Secretary of Defense



(1) Eligibility. This badge is authorized to be worn by personnel who have received a certificate of eligibility from the Office of the Secretary of Defense authorizing them to wear the insignia.

(2) Description. Consists of a gold spread eagle grasping three gold crossed arrows, and an enamel shield with 13 red and white stripes and a blue chief, surcharged on its breast; passing behind the wing tips is a gold amulet bearing 13 gold stars above the eagle; a wreath of laurel and a green enamel olive is below the eagle, the whole is superimposed on a silver sunburst of 33 rays, approximately 2 inches in diameter. Miniature badges are approximately 1-1/2 inches in diameter.

(3) Correct Wear. Wear on the left side. The badge may be worn on all uniforms other than working uniforms. This badge may be worn during and after the period of detail.

(a) Men

- Wear the designated size badge. (See para. (d) in this section.)

- On pockets with flaps, center the badge between the lower point of the flap and bottom of the pocket, midway between the sides. <Figure 5-2-1>.

- On pockets without flaps, center the badge on the pocket.

- On full dress uniforms, center the identification badge on the left pocket 1/4 inch below the lowest row of medals or below the second breast insignia, if authorized. If breast insignia, medals and identification badge combined cause the identification badge to be positioned on or below the lower seam of the pocket, incumbents do not wear the secondary breast insignia. Post-tour personnel may wear either the identification badge or secondary breast insignia.

(b) Women

Wear the designated size badge. (See para. (d) in this section.)

5101 - Identification Badges

- wear the designated size badge. (See para.(d) in this section.)

- Center the badge 1/4 inch above the coat/shirt pocket or above authorized ribbons/large medals/breast insignia. <Figure 5-2-1>.

(c) Formal and Dinner Dress Uniforms

- Men and women center badge 1/4 inch below the lowest row of miniature medals or secondary breast insignia.

(d) Correct Size Badge
(Incumbent and Post-Tour Personnel)

<u>Miniature</u>	<u>Large</u>
Summer White	Full Dress
Service Khaki	Service Dress
Formal Dress	
Dinner Dress	
Service Dress White (Jumper)	

d. Joint Chiefs of Staff

(1) Eligibility. This badge is authorized for personnel designated in JSI 1310.01.

(2) Description. Regular badge, approximately 2-1/4 inches by 2 inches, consists of an oval silver metal wreath of laurel with the United States shield, (the Chief in blue enamel and the 13 stripes alternating white and red enamel) on four gold metal unsheathed swords. Two swords are in pale and two are in saltire with points to Chief, the points and pommels resting on the wreath, the blades and grips entwined with a gold metal continuous scroll surrounding the shield with the word JOINT at the top and the words CHIEFS OF STAFF at the bottom, all in blue enamel letters. Miniature badges are approximately 1-1/2 inches in diameter.

(3) Correct Wear. Wear on the left side. The badge may be worn on all uniforms other than working uniforms. This badge may be worn during and after the period of detail.

(a) Men

- Wear the designated size badge. (See paragraph (d) in this section.)

- On pockets with flaps, center the badge between the lower point of the flap and bottom of the pocket, midway between the sides. <Figure 5-2-1>.

- On pockets without flaps, center the badge on the pocket.

- On full dress uniforms, center the identification badge on the left pocket 1/4 inch below the lowest row of medals or below the second breast insignia, if authorized. If breast insignia, medals and identification badge combined cause the identification badge to be positioned on or below the lower seam of the pocket, incumbents do not wear the secondary breast insignia. Post-tour personnel may wear either the identification badge or secondary breast insignia.

(b) Women

- Wear the designated size badge. (See paragraph (d) in this section.)

- Center the badge 1/4 inch above the coat/shirt pocket or above authorized ribbons/large medals/breast insignia. <Figure 5-2-1>.

(c) Formal and Dinner Dress Uniforms

- Men and women center badge 1/4 inch below the lowest row of miniature medals or secondary breast insignia.

(d) Correct Size Badge
(Incumbent and post-tour personnel)

<u>Miniature</u>	<u>Regular</u>
Summer White	Full Dress
Service Khaki	Service Dress
Formal Dress	
Dinner Dress	
Service Dress White (Jumper)	

e. Command Senior Enlisted Leader Identification Badge



(1) Eligibility. This badge is worn by all military personnel assigned to and performing the duties of Master Chief Petty Officer of the Navy (MCPON), Fleet Master Chief (FLTCM), Force Master Chief (FORCM), Command Master Chief (CMC) (NEC 9580), Chief of the Boat (COB) (NEC 9579), Command Senior Chief (CSC) (NEC 9578), and collateral duty Command Master Chief, Command Senior Chief and Command Chief.

(2) Description. Regular badges are approximately 1-3/4 inches by 1-3/8 inches, oval, and bordered with a gold chain. The Master or Senior Chief Petty Officer device and identifying silver plate, with applicable raised silver lettering ("Navy", "Fleet", "Force", or "Command"), are centered on a brushed gold background. Miniature badges are one-half the size of the regular badge.

(3) Correct Wear. Only one Command Senior Enlisted Identification Badge may be worn at any one time. The badge may be worn during and after the period of detail. This badge is the only identification badge that may be worn post-tour when wearing another identification badge as an incumbent.

(a) The full size Command Senior Enlisted Leader Identification Badge will be worn on all uniforms except the Dinner Dress Uniforms.

(b) When wearing the Command Senior Enlisted Identification Badge with the new Navy Working Uniform (NWU), follow the procedures prescribed in chapter 3, section 6, article <3603>.

Otherwise, wear the badge as follows:

(c) Incumbents

1. Men wear on the left pocket. On pockets with flaps, (except NWU), center the badge between the lower point of the flap and bottom of the pocket, midway between the sides. On pockets without flaps, center the badge on the pocket. On the full dress uniforms, center the badge on the left pocket 1/4 inch below the lowest row of medals or below the second breast insignia, if authorized. If breast insignia, medals and identification badge combined cause the identification badge to be positioned on or below the lower seam of the pocket, do not wear the secondary breast insignia. On the NWU wear the badge centered on the left shirt pocket flap.

2. Women wear the full size badge centered 1/4 inch above the right breast pocket. On uniforms without breast pockets, place the badge in the same relative position as ribbons/medals. When wearing a name tag, center the device 1/4 inch above nametag. As an option, the command senior enlisted leader identification badge may be worn centered on the left breast pocket. On pockets with flaps, center the badge between the lower point of the flap and bottom of the pocket, midway between the sides. On pockets without flaps, center the badge on the pocket. On the full dress uniforms, center the badge on the left pocket 1/4 inch below the lowest row of medals or below the second breast insignia, if authorized. The badge will be worn in such manner to preserve the dignity and appearance of the Navy uniform.

3. Dinner Dress Uniforms. Men and women wear the miniature size badge 1/4 inch below the lowest row of miniature medals or secondary breast insignia.

(d) Post-tour Senior Enlisted Leaders holding a valid 9580/9579 NEC who are not assigned to a 9580/9579 billet may wear the miniature command senior enlisted leader identification badge as follows:

1. Men and women wear post tour SEL badge in the same position as incumbent SEL badge is worn.

2. When wearing full dress uniforms, men center the badge 1/4 inch below the lower of either the medals or secondary breast insignia. Women, center the badge 1/4 inch above the left pocket, medals or primary breast insignia.

3. Post-tour wear on formal, dinner dress, and working uniforms is not authorized.

(e) When wearing full dress white, the combination of breast insignia, medals, and identification badge shall not extend below the lower seam of the pocket.

(4) Per OPNAVINST 1306.2F, commands with designated collateral duty Command Master Chief, Senior Chief, or Command Chief will wear the appropriate Command Master, Senior, or Chief badge. The post-tour miniature-sized insignia, is also authorized for these master chiefs, senior chiefs, or chiefs who successfully complete a collateral duty assignment of no less than 12 months and were designated in writing by the commanding officer of that particular command.

f. Recruiting Command



(1) Eligibility. This badge is worn by all military personnel while assigned to duty with the Navy Recruiting Command. In addition, COMNAVCRUITCOM and COMNAVRESFOR recruiting personnel and PCN-1 (Recruit Procurement) instructors may be authorized by their respective commands to wear the Recruiting Command Identification Badge during recruiting duty or recruiter instructor duty.

(2) Description. Embossed around the outside of the badge are "United States Navy," "Recruiting Command" and two stars. The center contains an eagle design, similar to the Bureau of Naval Personnel seal. Excellent performance meeting criteria set by COMNAVCRUITCOM is acknowledged with the addition of a gold metallic wreath and gold or silver stars. All recruiters, officer and enlisted, serving in assigned recruiting billets in the direct recruiting production chain are eligible for the gold wreath award. Subsequent awards are signified by silver stars added to the wreath and a gold star is issued in lieu of three silver stars. Wear the wreath only while assigned to recruiting billets designated by COMNAVCRUITCOM.

(3) Correct Wear. Wear on the left side. The badge may be worn only on uniforms requiring large medals or ribbons. This badge may be worn only during the period of detail.

(a) Men

- On pockets with flaps, center the badge between the lower point of the flap and bottom of the pocket, midway between the sides. <Figure 5-2-1>.

- On pockets without flaps, center the badge on the pocket.

- On full dress uniforms, center the identification badge on the left pocket 1/4 inch below the lowest row of medals or below the second breast insignia, if authorized. If breast insignia, medals and identification badge combined cause the identification badge to be positioned on or below the lower seam of the pocket, do not wear the secondary breast insignia.

(b) Women

- Center the badge 1/4 inch above the coat/shirt pocket or above authorized ribbons/large medals/breast insignia. <Figure 5-2-1>.

g. Career Counselor



(1) Eligibility

(a) This badge may be worn by all personnel in the Navy Counselor (NC) rating assigned as Command Career Counselor, all personnel possessing NEC 9588 and assigned as Command Career Counselor, and Command Career Counselor Course (CIN): A-501-0011 Instructors.

(b) Additionally, USN/USNR(TAR) personnel and Selected Reservists designated as Command or Unit Career Counselor at a Naval Reserve Activity who have successfully completed the Career Information Course (CIN: R-501-0005) are authorized to wear the badge. Designation as Command/Unit Career Counselor by the Commanding Officer shall be required in writing.

(c) The badge may also be worn by commanding officers, executive officers, and officers designated full-time retention officers on the staffs of the Chief of Naval Operations, fleet commanders-in-chief, and type commanders. Those eligible to wear both Career Counselor and Navy Fleet/Force/Command Master Chief badges may only wear the latter unless specific permission to wear both has been granted by the Chief of Naval Operations.

(2) Description. The words are embossed around the outside of the badge in gold lettering set in a blue background ("United States Navy," "Career Counselor," and two stars). The center contains an eagle design, similar to the Bureau of Naval Personnel seal.

(3) Correct Wear. Wear on the left side. The badge may be worn on all uniforms except formal and dinner dress. This badge may be worn only during the period of detail.

(a) Men

- On pockets with flaps, center the badge between the lower point of the flap and bottom of the pocket, midway between the sides. <Figure 5-2-1>.

- On pockets without flaps, center the badge on the pocket.

- On full dress uniforms, center the identification badge on the left pocket 1/4 inch below the lowest row of medals or below the second breast insignia, if authorized. If breast insignia, medals and identification badge combined cause the identification badge to be positioned on or below the lower seam of the pocket, do not wear the secondary breast insignia.

(b) Women

- Center the badge 1/4 inch above the coat/shirt pocket or above authorized ribbons/large medals/breast insignia. <Figure 5-2-1>.

h. Recruit Division Commander Badge and Gold Wreath Award



(1) Eligibility. The Recruit Division Commander (RDC) badge is worn by all personnel possessing an NEC of 9508 and assigned to duty as a Recruit Division Commander at a Recruit Training Command. The Gold Wreath of Excellence is worn by RDCs (9508 NEC), who demonstrate sustained performance of excellence that meets criteria set by the Commanding Officer, Recruit Training Command.

(2) Description. A gold rope borders the RDC badge, and a black band inside the gold rope is embossed in gold lettering with the words "Division Commander". The center contains an eagle design, similar to the Bureau of Naval Personnel Seal, on a white background encircled by gold link. On the Gold Wreath Award, a gold wreath borders the badge. A white scroll with the word "Excellence" in gold inside the gold wreath is embossed in gold lettering with the words "Division Commander". The center contains an eagle design, similar to the Bureau of Naval Personnel Seal, on a white background encircled by gold link.

(3) Correct Wear. Wear on the left side. The badge may be worn on all uniforms except formal or dinner dress. This badge may be worn only during the period of detail.

(a) Men

- On pockets with flaps, center the badge between the lower point of the flap and bottom of the pocket, midway between the sides. <Figure 5-2-1>.

- On pockets without flaps, center the badge on the pocket.

- On full dress uniforms, center the identification badge on the left pocket 1/4 inch below the lowest row of medals or below the second breast insignia, if authorized. If breast insignia, medals and identification badge combined cause the identification badge to be positioned on or below the lower seam of the pocket, do not wear the identification badge.

(b) Women

- Center the badge 1/4 inch above the coat/shirt pocket or above authorized ribbons/large medals/breast insignia. <Figure 5-2-1>.

- On the NWU's, center the badge between the lower point of the flap and bottom of the pocket, midway between the sides. <Figure 5-2-1>.

i. Merchant Marine Service Emblem



(1) Eligibility. Issued to active merchant seamen for service from December 7, 1941 to July 25, 1947.

(2) Description. A circular, gold metal emblem, 1 inch in diameter, with a gold anchor superimposed in the center of a silver federal shield. UNITED STATES MERCHANT MARINE is inscribed around the device.

(3) Correct Wear. Wear on the left side. The badge may be worn on all uniforms other than working uniforms. Post-tour wear is authorized.

(a) Men

- On pockets with flaps, center the badge between the lower point of the flap and bottom of the pocket, midway between the sides. <Figure 5-2-1>.

- On pockets without flaps, center the badge on the pocket.

- On full dress uniforms, center the identification badge on the left pocket 1/4 inch below the lowest row of medals or below the second breast insignia, if authorized. If breast insignia, medals and

5101 - Identification Badges


the lowest row of medals or below the second breast insignia, if authorized. If breast insignia, medals and identification badge combined cause the identification badge to be positioned on or below the lower seam of the pocket, do not wear the identification badge.

(b) Women

- Center the badge 1/4 inch above the coat/shirt pocket or above authorized ribbons/large medals/breast insignia. <Figure 5-2-1>.

(c) Formal and Dinner Dress Uniforms

- Center the badge 1/4 inch below the lowest row of miniature medals.

j. Navy Security Force Identification Badges

(1) Description. U.S. Navy Security Force Identification badge/patch will be standardized in design and color reflecting three categories of security duties: U.S. Navy Security Forces, U.S. Navy Corrections Specialist and U.S. Navy Chief Master-At-Arms. Security Badges will be metal or embroidered patches, gold in color, black lettering and approximately 2 1/2 inch in height by 1 3/4 inch in width. Metal badges will be stamped with raised insignia. The face of the badge/patch will have a right facing eagle perched atop a wreathed shield. Additionally:

(a) Navy Security Forces (NSF): The top scroll (line 1) will be stamped U.S. Navy; The second scroll (line 2) will be stamped security; The third scroll (line 3) will be stamped forces; and the fourth scroll (line 4) will be engraved with a four digit number by Defense Logistics Agency Support (DLA-TS). The center piece will be the master-at-arms (MA) rating insignia. The fourth scroll of the embroidered patch will have a black embossed star vice a four digit number.

(b) Corrections Specialist: The top scroll (line 1) will be stamped U.S. Navy; the second scroll (line 2) will be stamped correction; the third scroll (line 3) will be stamped specialist; and fourth scroll (line 4) will have black embossed star. The center piece will be a fouled anchor.

(c) Chief Master-At-Arms (CMAA): The top scroll (line 1) will be stamped U.S. Navy; the second scroll (line 2) will be stamped CMAA, the third scroll (line 3) will be blank; and fourth scroll (line 4) will have a black embossed star. The center piece will be a fouled anchor.

(2) Occasion for wear. The U.S. Navy identification badge/patch will be standardized as follows:

(a) Navy Security Forces (NSF) badge/patch. All security LDO/CWO (649X/749X) and rated Master-At-Arms will wear the NSF badge/patch for the duration of their duty within the security career path.

Personnel who change designators or rating out of the NSF career field will no longer be authorized to wear the NSF badge/patch

are not badge/patches.

(b) Correction Specialist badge/patch. All personnel assigned NEC 2008, 9575 or 9516 are authorized to wear the Corrections Specialist badge/patch for the duration of their assignment.

(c) Chief Master-At-Arms (CMAA) badge/patch. Personnel assigned Permanent Change of Station (PCS) to CMAA duties will be authorized to wear the CMAA badge/patch for the duration of their assignment.

(3) Manner of wear. Metal badges will be worn on all uniforms centered one quarter of an inch above the right breast pocket, name tag or name tape, as applicable. On uniforms without a right breast pocket, place it in the same relative position as the ribbons/medals. When wearing a nametag, center the badge one quarter of an inch above the nametag. Embroidered patches may be worn on working uniforms (NWU Type I, II, and III only) centered above and flush with the wearer's nametag.

k. Joint/Unified Command Identification Badges.

(1) Navy personnel assigned to Joint/Unified Commands may be authorized to wear distinctive command identification badges, but only on approval from the Chief of Naval Operations (CNO). Requests for authorization will include a photograph, drawing, or sample of the device and local regulations regarding its wear. Unless otherwise prescribed in the approval letter, Joint/Unified Command identification badges will be worn in the same general manner as prescribed for the Office of Secretary of Defense and Joint Chiefs of Staff badges. Approved Joint/Unified Command identification badges may be worn for the duration of assignment to that command only.

(2) CNO approved Joint/Unified Command identification badges include: United Nations, Defense Intelligence Agency, Defense Information Systems Agency, Army Medical Department Center/School, Defense Commissary Agency, Inter-American Defense College Command, Department of State, Defense Threat Reduction Agency, Atlantic Intelligence Command, U.S. European Command, Defense Finance and Accounting Service, U.S. Special Operations Command, NATO EASTLANT, Military Postal Service Agency, Defense Logistics Agency, U.S. Pacific Command, U.S. Joint Forces Command, U.S. Central Command, U.S. Transportation Command, U.S. Strategic Command, U.S. Southern Command, Supreme Headquarters Allied Powers Europe (SHAPE), Allied Forces Southern Europe and its subordinate units (HQ AFSOUTH, LANDSOUTH, LANDSOUTHEAST, STRIKEFORSOUTH, NAVSOUTH, AIRSOUTH, 5 ATAF, 6 ATAF and JSSG/6ATAF/LANDSOUTHEAST), Air Force Education and Training Command Instructor Badge, U.S. Forces Japan, National Defense University Badge, Joint Intelligence Center Pacific, Joint Communications Support Element, U.S. Northern Command (USNORTHCOM), National Security Agency, Central Security Agency, United States Africa Command (U.S.AFRICOM), and United States Cyber Command (USCYBERCOM).

NAVY PERSONNEL COMMAND: 5720 Integrity Drive, Millington TN 38055-0000

This is an official U.S. Navy Website

Comments? Suggestions? Call NPC Customer Service: 866-U-ASK-NPC (DSN 882-5672), [Live Chat](#) or [Email the Webmaster](#)

Last Modified: 1/19/2017 12:48 PM

[FOIA](#) | [US Navy](#) | [U.S. Navy Recruiting](#) | [No Fear Act](#) | [USA.gov](#) | [Privacy Policy](#) | [Accessibility / Section 508](#) | [Site Map](#)



5201 - Breast Insignia

Navy Personnel Command > Support & Services > US Navy Uniforms > Uniform Regulations > Chapter 5 > 5201 - Breast Insignia

SECTION 2: IDENTIFICATION BADGES/AWARDS/INSIGNIA BREAST INSIGNIA		Article
1.	COMMAND INSIGNIA	5201.1
2.	WARFARE AND OTHER QUALIFICATION INSIGNIA	5201.2
3.	DESCRIPTION OF BREAST INSIGNIA	5201.3
4.	NAMETAGS	5201.4

5201. BREAST INSIGNIA

1. Command Insignia

a. Authorized Insignia

Command at Sea
Command Ashore/Project Manager

b. Provisions for Wear. All eligible officers may wear the Command-at-Sea and Command Ashore/Project Manager insignia. Flag officers are only authorized to wear in the post-tour position described below. The miniature Command insignia is worn with all uniforms except Full Dress uniforms.

c. Manner of Wearing Command Insignia

(1) Incumbent

(a) Wear Command Insignia on the right breast, centered 1/4 inch above the pocket. On uniforms without a right breast pocket, place it in the same relative position as the ribbons/medals. When wearing a nametag, center the device 1/4 inch above the nametag. On Dinner Dress and Formal uniforms, men wear it on the right lapel, 3 inches below the notch and women wear it on the right lapel, down one-third the distance between the shoulder seam and coat hem.

(b) When wearing Full Dress uniforms, center Command Insignia 1/4 inch above the ribbons.

(c) May be worn with the other post-tour Command Insignia, i.e. incumbent Command Ashore with post-tour Command-at-Sea and vice versa.

(2) Post Tour

(a) Only one post-tour Command Insignia may be worn. The choice of insignia is up to the individual/member. If you are also an incumbent, the post-tour Command Insignia of the same command category will not be worn.

(b) Center the insignia on the left breast, 1/4 inch below the top of the pocket/flap. When wearing two qualification breast insignia, center the Command Insignia 1/4 inch below the secondary insignia, or on uniforms with pocket flaps, 1/4 inch below the flap. When wearing Command Insignia and an identification badge, men center the badge 1/4 inch below the command insignia, and women center the badge 1/4 inch above the left pocket, ribbons or primary insignia.

(c) With miniature medals, center Command Insignia 1/4 inch below the miniature medals or secondary breast insignia.

(d) When wearing Full Dress uniforms, men center Command Insignia 1/4 inch below the lower of either the medals or a second insignia; women center the insignia 1/4 inch above the left pocket, medals or primary breast insignia. On Full Dress Whites, the combination of breast insignia, medals and identification badge, shall not extend below the lower seam of the pocket.

2. Warfare and Other Qualification Insignia

a. Authorized Insignia. The listing below constitutes those breast insignia, alphabetically by category, authorized for wear on the naval uniform. Breast or qualification insignia of other services shall not be worn. Breast or qualification insignia of other nations shall not be worn on the naval uniforms unless specifically authorized by the Secretary of the Navy.

(1) Aviation Warfare Insignia

Naval Astronaut
Naval Astronaut (NFO)
Naval Aviator (Pilot)
Naval Aviation Observers and Flight
Meteorologists
Naval Flight Surgeons

Naval Flight Nurse
 Naval Flight Officers
 Professional Aviation Maintenance Officer qualification
 Aerospace Experimental Psychologist
 and Aerospace Physiologists
 Aviation Warfare Specialists
 Naval Aviation Supply Corps
 Naval Aircrew Warfare Specialist

(2) Explosive Ordnance Disposal Warfare Insignia

Explosive Ordnance Disposal Officer
 Master Explosive Ordnance Disposal
 Senior Explosive Ordnance Disposal
 Basic Explosive Ordnance Disposal

(3) Fleet Marine Force(FMF)Insignia

Fleet Marine Force Officer
 Fleet Marine Force Enlisted
 Warfare Specialist

(4) Seabee Combat Warfare Specialist Insignia

(5) Special Operations Warfare Insignia

(6) Special Warfare Insignia

Special Warfare Insignia (SEAL)
 Basic Special Warfare Combatant-Craft (SWCC)
 Senior Special Warfare Combatant- Craft (SWCC)
 Master Special Warfare Combatant-Craft (SWCC)

(7) Submarine Warfare Insignia

Submarine (Dolphins)
 Submarine Medical
 Submarine Engineer Duty
 Submarine Supply

(8) Surface Warfare Insignia

Surface Warfare
 Surface Warfare Dental Corps
 Surface Warfare Medical Corps
 Surface Warfare Medical Service Corps
 Surface Warfare Nurse Corps
 Surface Warfare Supply Corps

(9) Aircrew Insignia

Marine Corps Combat Aircrew

(10) Integrated Undersea Surveillance System Insignia

(11) Officer In Charge/Petty Officer in Charge

Small Craft
 Craftmaster

(12) Parachutists Insignia

Naval Parachutist
 Basic Parachutist

(13) Submarine Patrol Insignia

Submarine Combat Patrol
 SSBN Deterrent Patrol

(14) Underwater Insignia

Diving Officer
 Diving (Medical)
 Master Diver
 Diving (Medical Technician)
 Diving, First Class
 Diver, Second Class
 Diver, Scuba
 Deep Submergence

(15) Naval Reserve Merchant Marine

(16) Information Warfare

Information Warfare Officer
 Enlisted Information Warfare Specialist

(17) Nuclear Weapons Security Insignia

(18) Navy Expeditionary Supply Corps Officer Insignia

(19) Enlisted Expeditionary Warfare (EXW) Specialist

(20) Strategic Sealift Officer Warfare (SSOW) Insignia

(21) Marine Corps Combatant Diver (MCD) Insignia

b. Provisions for Wear

(1) Wear metal pin-on breast insignia on the following uniforms. When two sizes of insignia exist, the miniature size insignia is normally worn on uniforms requiring miniature medals. **Exception: Miniature Small Craft insignia is worn on all uniforms except full dress uniforms.**

LARGE INSIGNIA

SERVICE DRESS BLUE
FULL DRESS BLUE
SERVICE DRESS WHITE
FULL DRESS WHITE
SERVICE DRESS BLUE
SUMMER WHITE
SERVICE KHAKI

MINIATURE INSIGNIA

FORMAL DRESS
DINNER DRESS BLUE JACKET
DINNER DRESS WHITE JACKET
DINNER DRESS BLUE
DINNER DRESS WHITE

(2) One or two earned warfare devices or breast insignia may be worn on the following working uniforms in the same relative positions as described below. Insignia may be pin-on or embroidered. The background material for embroidered devices shall match the uniform on which it is worn.

(3) One or two earned warfare devices or breast insignia embroidered on tape strips may be worn on the following working uniforms as described below and IAW <article 5201.2c(1)(b) and (d)>. Tape strips fabric, color and length shall be IAW <article 3101.5b>.

NAVY COVERALLS

(4) Pin-on devices shall not be worn on working uniforms when metal devices might present a FOD or safety hazard.

(5) **Breast insignia.** Pin on anodized (shiny) or oxidized (pewter in appearance) silver breast insignia may be worn in the manner prescribed below:

(a) Silver breast insignias will have either an anodized or oxidized finish. Personnel qualified to wear multiple breast insignias are authorized to wear devices of the same finish (anodized or oxidize). Wearing breast insignias of different finishes (i.e., anodized and oxidized) is prohibited.

(b) Hand polishing of breast insignias is authorized but not to the degree of altering the general appearance, finish or detail of the device.

c. Manner of Wearing Warfare and Other Qualification Insignia

(1) Breast insignia are worn on the left side of the uniform in a primary position, or a primary and secondary position. <Figure 5-2-1>.

(a) **Primary position with ribbons or medals.** The insignia is centered above ribbons or medals with the lower edge of the device 1/4 inch above the top row of ribbons or medals.

(b) **Primary position without ribbons or medals.** The insignia is centered above the left pocket with the lower edge of the device 1/4 inch above the top of the pocket. For Navy Coveralls the insignia is centered above the left pocket with the lower edge of the fabric strip approximately 1/4 inch above the "U.S. NAVY" tape strip <article 3101.6>. For Dinner Dress Jackets, men center the insignia on the left lapel, 3 inches below the notch; women center the insignia on the left lapel down one-third the distance between the shoulder seam and coat hem.

(c) **Secondary position with ribbons or medals.** The insignia is centered below ribbons with the top of the device 1/4 inch below the top of the pocket or pocket flap, or centered below medals with the top of the device 1/4 inch below the lowest row of medals.

(d) **Secondary position without ribbons or medals.** The insignia is centered 1/4 inch below the top of the pocket or pocket flap. For Dinner Dress Jackets, center the insignia on the left lapel, 1/4 inch below medals with the primary insignia.

(2) If wearing only one device, place it in the primary position.

(3) Personnel with multiple qualifications may wear two insignia, placing one in the primary position and the second in the secondary position, within the following guideline:

(a) Warfare qualification insignia take precedence over other qualification insignia and are placed in the primary position.

(b) Two warfare insignia are authorized following these rules:

(1) The warfare insignia of the specialty in which currently serving will be worn in the primary position.

(2) If not currently serving in a warfare specialty, or have not earned the warfare insignia of the specialty in which currently serving: officers will wear the insignia corresponding to their designator, otherwise the warfare insignia earned first in the primary position; all other personnel will wear the warfare insignia earned first in the primary position.

(4) If no longer designated as a warfare specialist, continue wearing the earned warfare insignia, following the guidelines of this chapter, unless prohibited from doing so by administrative action.

(5) When insignia has both gold and silver versions, enlisted personnel wear silver, officers wear gold, within the following rules:

(a) Enlisted personnel who qualify for insignia, and are subsequently advanced to officer status continue wearing the enlisted insignia until qualified for a corresponding officer insignia; then replace the enlisted insignia with the officer insignia.

(b) Enlisted personnel who have been awarded the Small Craft insignia and are subsequently advanced to officer status wear the gold Small Craft Insignia.

(c) Enlisted personnel, who qualified in a warfare specialty as officers and were subsequently reverted to enlisted status, may continue to wear the officer insignia.

(6) Enlisted personnel awarded the Craftmaster insignia and subsequently advanced to officer status may continue to wear the Craftmaster Insignia.

3. Description of Breast Insignia



a. Astronaut Insignia. A gold pin with a star shooting diagonally from the bottom right to the top left, through an elliptical ring, on the shield of traditional Naval Aviator's wings.



b. Naval Astronaut (NFO) Insignia. A gold embroidered metal pin with a star shooting diagonally from bottom right to top left through an elliptical ring, on the shield of the traditional Naval Flight Officer's wings.



c. Naval Aviator Insignia. A gold embroidered or gold metal winged pin with a fouled anchor behind a shield in the center.



d. Naval Aviation Observer and Flight Meteorologist Insignia. A gold embroidered or gold metal winged pin with a silver 0 circumscribing a plain silver anchor on a gold background.



e. Naval Aviation Supply Corps. A gold embroidered or gold metal winged pin with a supply corps oak leaf in the center.



f. Flight Surgeon Insignia. A winged, gold embroidered or gold metal pin with a Medical Corps device in the center inscribed in an oval.



g. Flight Nurse Insignia. A gold metal pin designed like the flight surgeons' without the acorn.



h. Naval Flight Officer Insignia (NFO). A gold embroidered or gold metal winged pin with a shield with a set of small, crossed, fouled anchors in the center.



i. Aviation Experimental Psychologist and Aviation Physiologist Insignia. A gold embroidered or gold metal winged pin with a Medical Service Corps device in the center inscribed in an oval.



j. Aircrew Insignia (AC). A gold metal winged pin with an anchor inscribed in a circle in the center. The letters "AC" straddle the shank of the anchor.



k. Aviation Warfare Specialist Insignia (EAWS). A silver metal winged pin with an anchor on a shield in the center and a scroll at the bottom of the shield.



l. Submarine Insignia (SS). A gold or silver embroidered or metal pin showing bow view of a submarine proceeding on the surface with bow planes rigged for diving; flanked by dolphins in horizontal position, their heads resting on upper edge of bow planes.



m. Submarine Medical Insignia. A gold color metal pin with two dolphins facing an oval in the center inscribed with the Medical Corps device. The acorn in center is silver.

n. Submarine Engineering Duty Insignia. A gold metal pin with two dolphins facing a silver circle center inscribed



with a silver, three bladed, propeller on a gold background. The tips of propeller blades trisect the circle and one blade is vertical.



o. Submarine Supply Corps. A gold metal pin with two dolphins facing a Supply Corps oak leaf in the center.



p. Submarine Combat Patrol Insignia. A silver metal pin showing the broadside view of a "Flying Fish" class submarine proceeding on the surface, with a scroll at the bottom of the wave. Gold stars are mounted on the scroll to indicate each successful patrol subsequent to that for which the original insignia was awarded. Stars may also be placed on the wave area of the insignia. Holes are bored for that purpose. A silver star indicates five successful patrols.



q. SSBN Deterrent Patrol Insignia. A silver or gold metal pin showing the broadside view of a "LAFAYETTE" class SSBN proceeding submerged, with a POLARIS missile circled by three electron paths, centered in the foreground, and a scroll across the bottom of missile and submarine. Gold or silver stars, with silver given priority, are mounted on the scroll in the order shown on diagram at left to indicate each additional patrol, as follows:

(1) Silver pin alone, without stars, one patrol.

(2) Add a gold star for each additional patrol (maximum four gold stars).

(3) Patrol pin with silver star, six patrols.

(4) Add a gold star for each additional patrol (maximum four stars).

(5) in with two silver stars, eleven patrols.

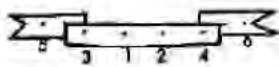
(6) Add a gold star for each additional patrol (maximum four gold stars).

(7) Pin with three silver stars, sixteen patrols.

(8) Add a gold star for each additional patrol (maximum three gold stars).

(9) Gold patrol pin, 20 patrols.

(10) Repeat sequence adding gold stars for each additional patrol (maximum four gold stars) and a silver star for each additional five patrols.



r. Surface Warfare Insignia (SWO). A gold metal pin, with the bow and superstructure of a modern naval warship on two crossed swords, on a background of ocean swells.



s. Surface Warfare Dental Corps Insignia. A gold metal pin, with a spread oak leaf, a silver acorn on each side of the stem on two crossed swords, on a background of ocean swells.



t. Surface Warfare Medical Corps Insignia. A gold metal pin, with a spread oak leaf surcharged with a silver acorn on two crossed swords, on a background of ocean swells.



u. Surface Warfare Medical Service Corps Insignia. A gold metal pin, with a spread oak leaf, attached to a



slanting twig on two crossed swords, on a background of ocean swells.



v. Surface Warfare Nurse Corps Insignia. A gold metal pin, with a spread oak leaf on two crossed swords, on a background of ocean swells.



w. Surface Supply Corps Insignia. A gold metal pin with a supply corps oak leaf centered on the bow and superstructure of a modern naval warship superimposed on two crossed naval swords, on a background of ocean swells.



x. Enlisted Surface Warfare Insignia (ESWS). A silver metal pin showing the bow and superstructure of a modern naval warship on two crossed cutlasses, on a background of ocean swells.



y. Command-at-Sea Insignia. A gold metal pin consisting of a five-pointed pyramidal star on anchor flukes and a partially unfurled commission pennant showing six stars.



z. Command Ashore/Project Manager Insignia. A gold metal, three pronged trident centered on an elliptically shaped laurel wreath.



aa. Small Craft Insignia. A gold or silver metal pin with a small craft circumscribed by an anchor flukes on the sides and bottom and a three star pennant on top.



bb. Craftmaster Insignia. A ship's helm with two crossed fouled anchors in the center.



cc. Special Operations Insignia. Same ship and bow wave as Surface Warfare Insignia. In lieu of crossed swords, there is an ordnance disposal bomb over crossed lightning rays on one side, and a diving helmet over two tridents on the other. (For EOD qualified officers, see article fff).



dd. Special Warfare Insignia (SEAL). A gold metal pin with a trident on an anchor and a small naval arm superimposed upon an eagle.



ee. Seabee Combat Warfare Specialist Insignia (SCWS). A gold or silver metal pin with a bee on crossed sword and gun superimposed on an anchor on a background of leaves.



ff. Basic Parachutist Insignia (PJ). A silver metal pin with an open parachute flanked on either side by wings that curve upward.



gg. Naval Parachutist Insignia (PJ). A gold embroidered or gold metal winged pin with a gold open parachute in the center.



hh. Diving Officer Insignia (DV). A gold metal pin with two upright seahorses facing a diving helmet, and two tridents projecting upward and canted outward from the diving helmets cover. A double carrick bend superimposed on the breast plate.



ii. Diving (Medical) Insignia (DV). Same as the Diving Officer Insignia with a caduceus on the breast plate.



jj. Master Diver Insignia (MDV). Same as Diving Officer Insignia, but silver.



kk. Diving Medical Technician Insignia (DV). Same as Diving (medical) Insignia, but silver in color.



ll. First Class Diver Insignia (DV). A silver metal diving helmet surrounded by sea serpents.



mm. Second Class Diver Insignia (DV). A silver metal diving helmet and breastplate.



nn. Scuba Diver Insignia. A silver metal pin wet suit hood and face mask with breathing apparatus.



oo. Basic Explosive Ordnance Disposal Warfare Insignia (EOD). A silver metal pin with a conventional drop bomb, point down on a shield, and radiant with four lightning flashes, all within a wreath of laurel leaves.



pp. Senior Explosive Ordnance Disposal Warfare Insignia (EOD). Same as the basic EOD Insignia, but with a star center on the bomb.



qq. Master Explosive Ordnance Disposal Warfare Insignia (EOD). Same as the Senior EOD Insignia, but with star in a laurel wreath affixed to the top of the shield.



rr. Deep Submergence. A gold or silver metal trieste, on a trident, surrounded by dolphins.



ss. Integrated Undersea Surveillance System. A gold or silver metal pin with a trident and seahorse twined on a globe superimposed on a breaking wave.



tt. Fleet Marine Force Officer Insignia. A gold, highly polished, metal device depicting the eagle, globe and anchor atop two crossed rifles on a background of ocean swells breaking on a sandy beach. The eagle continents and Rifles shall be highlighted with a highly polished silver finish.



uu. Fleet Marine Force Officer Insignia (Chaplain). A gold, highly polished, metal device depicting the eagle, globe and anchor on a back ground of ocean swells breaking on a sandy beach. The eagle shall be highlighted with a highly polished silver finish.



vv. Fleet Marine Force (FMF) Enlisted Warfare Specialist Insignia. A silver metal device depicting the eagle, globe and anchor atop two crossed rifles on a background of ocean swells breaking on a sandy beach.



ww. Naval Reserve Merchant Marine Insignia. Created in 1938 is based on the original eagle carved into the stern of the USS CONSTITUTION. A gold embroidered or metal spread eagle surcharged with crossed anchors behind a shield in the center. The letters "USNR" appear on the scroll at the bottom.

(1) The insignia may be worn by:

(a) An officer holding a valid U.S. Merchant Marine Officer License for vessels of unlimited ocean tonnage or horsepower.

(b) U.S. Merchant Marine officers who are also U.S. Naval Reserve officers while wearing a U.S. Merchant Marine or U.S. Maritime Service uniform.

(c) Merchant Marine Reserve, USNR Midshipmen.

xx. Navy Expeditionary Supply Corps Officer Insignia (NESCO). A gold embroidered or metal pin with a Supply Corps oak leaf centered, superimposed on a crossed sword and M16A1 rifle, on background of ocean swells.



yy. Information Warfare Officer Insignia. A gold embroidered or gold metal pin showing a background of ocean waves, a crossed Naval Officer's sword and lightning bolt, a fouled anchor, and a globe.



zz. Enlisted Information Warfare Specialist Insignia. A silver embroidered or silver metal pin showing a background of ocean waves, a crossed Naval Enlisted cutlass and lightning bolt, a fouled anchor, and a globe.



aaa. Enlisted Expeditionary Warfare (EXW) Specialist Insignia. A silver embroidered or silver metal pin showing the bow and superstructure of a patrol boat superimposed over a crossed M-16 rifle and enlisted cutlass, on a background of ocean swells.



bbb. Strategic Sealift Officer Warfare (SSOW) Insignia. A gold embroidered or gold metal pin reflecting the background of an eagle from the USS Constitution's stern, crossed Naval Officer swords and a U.S. shield with a fouled anchor from the U.S. Merchant Marine flag.



ccc. Marine Corps Combatant Diver (MCD) Insignia. A gold embroidered or gold metal pin consisting of a wet suit headgear and low profile facemask with chest mounted breathing apparatus.



ddd. Nuclear Weapons Security (NWS) Insignia. A silver metal or embroidered shield showing a trident surrounded by an atom symbol. At the bottom of the shield, there is a scroll with five small openings. Gold or silver stars are mounted on the scroll of the metal version to indicate each additional year of creditable service in NWS mission.



eee. Explosive Ordnance Disposal Officer Insignia. A gold plated metal pin with mirror-like finish and polished highlights. Same design as Master Explosive Ordnance Disposal Insignia.



fff. Special Warfare Combatant-Craft Crewman (SWCC) Basic Insignia. A 2 1/2 by 1 1/4 inch silver matte metal pin showing a



background of a cocked flintlock pistol, a crossed naval enlisted cutlass, and a MK V Special Operations Craft atop a bow wave.



ggg. Special Warfare Combatant-Craft Crewman (SWCC) Senior Insignia. A 2 1/2 by 1 3/8 inch silver matte metal pin showing a background of an anchor, cocked flintlock pistol, a crossed naval enlisted cutlass and a MK V Special Operations Craft atop a bow wave.



hhh. Special Warfare Combatant-Craft Crewman (SWCC) Master Insignia. A 2 1/2 by 1 3/8 inch silver matte metal pin showing a background of an anchor with a banner and three gold stars, cocked flintlock pistol, a crossed naval enlisted cutlass and a MK V Special Operations Craft atop a bow wave.

4. NAMETAGS

a. Nametags. Center nametags 1/4 inch above the right breast pocket. On uniforms without a right breast pocket, place nametags on the right front in a position corresponding to ribbons on the left. Nametags are rectangular not exceeding dimensions of 1 inch by 3-1/2 inches, and may be of any color and design as long as the nametag is standard throughout the command.

b. Velcro Backed Leather Nametag. Nametags shall be made of plain black leather in 2"x4" dimension. Name, rank/rate and duty status (USN) shall be embossed in gold for officers/CPOs and in silver for E6 and below with lettering in block letters, 1/4 inch high. Only one earned breast insignia may be worn. (Patrol pins not authorized). The insignia (silver or gold) shall be embossed above the individual's name.

Figure 5-2-1

NAVY PERSONNEL COMMAND: 5720 Integrity Drive, Millington TN 38055-0000

This is an official U.S. Navy Website

Comments? Suggestions? Call NPC Customer Service: 866-U-ASK-NPC (DSN 882-5672), [Live Chat](#) or [Email the Webmaster](#)

Last Modified: 1/19/2017 12:52 PM

[FDIA](#) | [US Navy](#) | [U.S. Navy Recruiting](#) | [No Fear Act](#) | [USA.gov](#) | [Privacy Policy](#) | [Accessibility / Section 508](#) | [Site Map](#)



5201 - Breast Insignia

Navy Personnel Command > Support & Services > US Navy Uniforms > Uniform Regulations > Chapter 5 > 5201 - Breast Insignia

SECTION 2: IDENTIFICATION BADGES/AWARDS/INSIGNIA BREAST INSIGNIA		Article
1.	COMMAND INSIGNIA	5201.1
2.	WARFARE AND OTHER QUALIFICATION INSIGNIA	5201.2
3.	DESCRIPTION OF BREAST INSIGNIA	5201.3
4.	NAMETAGS	5201.4

5201. BREAST INSIGNIA

1. Command Insignia

a. Authorized Insignia

Command at Sea
Command Ashore/Project Manager

b. Provisions for Wear. All eligible officers may wear the Command-at-Sea and Command Ashore/Project Manager insignia. Flag officers are only authorized to wear in the post-tour position described below. The miniature Command insignia is worn with all uniforms except Full Dress uniforms.

c. Manner of Wearing Command Insignia

(1) Incumbent

(a) Wear Command Insignia on the right breast, centered 1/4 inch above the pocket. On uniforms without a right breast pocket, place it in the same relative position as the ribbons/medals. When wearing a nametag, center the device 1/4 inch above the nametag. On Dinner Dress and Formal uniforms, men wear it on the right lapel, 3 inches below the notch and women wear it on the right lapel, down one-third the distance between the shoulder seam and coat hem.

(b) When wearing Full Dress uniforms, center Command Insignia 1/4 inch above the ribbons.

(c) May be worn with the other post-tour Command Insignia, i.e. incumbent Command Ashore with post-tour Command-at-Sea and vice versa.

(2) Post Tour

(a) Only one post-tour Command Insignia may be worn. The choice of insignia is up to the individual/member. If you are also an incumbent, the post-tour Command Insignia of the same command category will not be worn.

(b) Center the insignia on the left breast, 1/4 inch below the top of the pocket/flap. When wearing two qualification breast insignia, center the Command Insignia 1/4 inch below the secondary insignia, or on uniforms with pocket flaps, 1/4 inch below the flap. When wearing Command Insignia and an identification badge, men center the badge 1/4 inch below the command insignia, and women center the badge 1/4 inch above the left pocket, ribbons or primary insignia.

(c) With miniature medals, center Command Insignia 1/4 inch below the miniature medals or secondary breast insignia.

(d) When wearing Full Dress uniforms, men center Command Insignia 1/4 inch below the lower of either the medals or a second insignia; women center the insignia 1/4 inch above the left pocket, medals or primary breast insignia. On Full Dress Whites, the combination of breast insignia, medals and identification badge, shall not extend below the lower seam of the pocket.

2. Warfare and Other Qualification Insignia

a. Authorized Insignia. The listing below constitutes those breast insignia, alphabetically by category, authorized for wear on the naval uniform. Breast or qualification insignia of other services shall not be worn. Breast or qualification insignia of other nations shall not be worn on the naval uniforms unless specifically authorized by the Secretary of the Navy.

(1) Aviation Warfare Insignia

Naval Astronaut
Naval Astronaut (NFO)
Naval Aviator (Pilot)
Naval Aviation Observers and Flight
Meteorologists
Naval Flight Surgeons

Naval Flight Nurse
 Naval Flight Officers
 Professional Aviation Maintenance Officer qualification
 Aerospace Experimental Psychologist
 and Aerospace Physiologists
 Aviation Warfare Specialists
 Naval Aviation Supply Corps
 Naval Aircrew Warfare Specialist

(2) Explosive Ordnance Disposal Warfare Insignia

Explosive Ordnance Disposal Officer
 Master Explosive Ordnance Disposal
 Senior Explosive Ordnance Disposal
 Basic Explosive Ordnance Disposal

(3) Fleet Marine Force(FMF)Insignia

Fleet Marine Force Officer
 Fleet Marine Force Enlisted
 Warfare Specialist

(4) Seabee Combat Warfare Specialist Insignia

(5) Special Operations Warfare Insignia

(6) Special Warfare Insignia

Special Warfare Insignia (SEAL)
 Basic Special Warfare Combatant-Craft (SWCC)
 Senior Special Warfare Combatant- Craft (SWCC)
 Master Special Warfare Combatant-Craft (SWCC)

(7) Submarine Warfare Insignia

Submarine (Dolphins)
 Submarine Medical
 Submarine Engineer Duty
 Submarine Supply

(8) Surface Warfare Insignia

Surface Warfare
 Surface Warfare Dental Corps
 Surface Warfare Medical Corps
 Surface Warfare Medical Service Corps
 Surface Warfare Nurse Corps
 Surface Warfare Supply Corps

(9) Aircrew Insignia

Marine Corps Combat Aircrew

(10) Integrated Undersea Surveillance System Insignia

(11) Officer In Charge/Petty Officer in Charge

Small Craft
 Craftmaster

(12) Parachutists Insignia

Naval Parachutist
 Basic Parachutist

(13) Submarine Patrol Insignia

Submarine Combat Patrol
 SSBN Deterrent Patrol

(14) Underwater Insignia

Diving Officer
 Diving (Medical)
 Master Diver
 Diving (Medical Technician)
 Diving, First Class
 Diver, Second Class
 Diver, Scuba
 Deep Submergence

(15) Naval Reserve Merchant Marine

(16) Information Warfare

Information Warfare Officer
 Enlisted Information Warfare Specialist

(17) Nuclear Weapons Security Insignia

(18) Navy Expeditionary Supply Corps Officer Insignia

(19) Enlisted Expeditionary Warfare (EXW) Specialist

(20) Strategic Sealift Officer Warfare (SSOW) Insignia

(21) Marine Corps Combatant Diver (MCD) Insignia

b. Provisions for Wear

(1) Wear metal pin-on breast insignia on the following uniforms. When two sizes of insignia exist, the miniature size insignia is normally worn on uniforms requiring miniature medals. **Exception: Miniature Small Craft insignia is worn on all uniforms except full dress uniforms.**

LARGE INSIGNIA

SERVICE DRESS BLUE
FULL DRESS BLUE
SERVICE DRESS WHITE
FULL DRESS WHITE
SERVICE DRESS BLUE
SUMMER WHITE
SERVICE KHAKI

MINIATURE INSIGNIA

FORMAL DRESS
DINNER DRESS BLUE JACKET
DINNER DRESS WHITE JACKET
DINNER DRESS BLUE
DINNER DRESS WHITE

(2) One or two earned warfare devices or breast insignia may be worn on the following working uniforms in the same relative positions as described below. Insignia may be pin-on or embroidered. The background material for embroidered devices shall match the uniform on which it is worn.

(3) One or two earned warfare devices or breast insignia embroidered on tape strips may be worn on the following working uniforms as described below and IAW <article 5201.2c(1)(b) and (d)>. Tape strips fabric, color and length shall be IAW <article 3101.5b>.

NAVY COVERALLS

(4) Pin-on devices shall not be worn on working uniforms when metal devices might present a FOD or safety hazard.

(5) **Breast insignia.** Pin on anodized (shiny) or oxidized (pewter in appearance) silver breast insignia may be worn in the manner prescribed below:

(a) Silver breast insignias will have either an anodized or oxidized finish. Personnel qualified to wear multiple breast insignias are authorized to wear devices of the same finish (anodized or oxidize). Wearing breast insignias of different finishes (i.e., anodized and oxidized) is prohibited.

(b) Hand polishing of breast insignias is authorized but not to the degree of altering the general appearance, finish or detail of the device.

c. Manner of Wearing Warfare and Other Qualification Insignia

(1) Breast insignia are worn on the left side of the uniform in a primary position, or a primary and secondary position. <Figure 5-2-1>.

(a) **Primary position with ribbons or medals.** The insignia is centered above ribbons or medals with the lower edge of the device 1/4 inch above the top row of ribbons or medals.

(b) **Primary position without ribbons or medals.** The insignia is centered above the left pocket with the lower edge of the device 1/4 inch above the top of the pocket. For Navy Coveralls the insignia is centered above the left pocket with the lower edge of the fabric strip approximately 1/4 inch above the "U.S. NAVY" tape strip <article 3101.6>. For Dinner Dress Jackets, men center the insignia on the left lapel, 3 inches below the notch; women center the insignia on the left lapel down one-third the distance between the shoulder seam and coat hem.

(c) **Secondary position with ribbons or medals.** The insignia is centered below ribbons with the top of the device 1/4 inch below the top of the pocket or pocket flap, or centered below medals with the top of the device 1/4 inch below the lowest row of medals.

(d) **Secondary position without ribbons or medals.** The insignia is centered 1/4 inch below the top of the pocket or pocket flap. For Dinner Dress Jackets, center the insignia on the left lapel, 1/4 inch below medals with the primary insignia.

(2) If wearing only one device, place it in the primary position.

(3) Personnel with multiple qualifications may wear two insignia, placing one in the primary position and the second in the secondary position, within the following guideline:

(a) Warfare qualification insignia take precedence over other qualification insignia and are placed in the primary position.

(b) Two warfare insignia are authorized following these rules:

(1) The warfare insignia of the specialty in which currently serving will be worn in the primary position.

(2) If not currently serving in a warfare specialty, or have not earned the warfare insignia of the specialty in which currently serving: officers will wear the insignia corresponding to their designator, otherwise the warfare insignia earned first in the primary position; all other personnel will wear the warfare insignia earned first in the primary position.

(4) If no longer designated as a warfare specialist, continue wearing the earned warfare insignia, following the guidelines of this chapter, unless prohibited from doing so by administrative action.

(5) When insignia has both gold and silver versions, enlisted personnel wear silver, officers wear gold, within the following rules:

(a) Enlisted personnel who qualify for insignia, and are subsequently advanced to officer status continue wearing the enlisted insignia until qualified for a corresponding officer insignia; then replace the enlisted insignia with the officer insignia.

(b) Enlisted personnel who have been awarded the Small Craft insignia and are subsequently advanced to officer status wear the gold Small Craft Insignia.

(c) Enlisted personnel, who qualified in a warfare specialty as officers and were subsequently reverted to enlisted status, may continue to wear the officer insignia.

(6) Enlisted personnel awarded the Craftmaster insignia and subsequently advanced to officer status may continue to wear the Craftmaster Insignia.

3. Description of Breast Insignia



a. Astronaut Insignia. A gold pin with a star shooting diagonally from the bottom right to the top left, through an elliptical ring, on the shield of traditional Naval Aviator's wings.



b. Naval Astronaut (NFO) Insignia. A gold embroidered metal pin with a star shooting diagonally from bottom right to top left through an elliptical ring, on the shield of the traditional Naval Flight Officer's wings.



c. Naval Aviator Insignia. A gold embroidered or gold metal winged pin with a fouled anchor behind a shield in the center.



d. Naval Aviation Observer and Flight Meteorologist Insignia. A gold embroidered or gold metal winged pin with a silver 0 circumscribing a plain silver anchor on a gold background.



e. Naval Aviation Supply Corps. A gold embroidered or gold metal winged pin with a supply corps oak leaf in the center.



f. Flight Surgeon Insignia. A winged, gold embroidered or gold metal pin with a Medical Corps device in the center inscribed in an oval.



g. Flight Nurse Insignia. A gold metal pin designed like the flight surgeons' without the acorn.



h. Naval Flight Officer Insignia (NFO). A gold embroidered or gold metal winged pin with a shield with a set of small, crossed, fouled anchors in the center.



i. Aviation Experimental Psychologist and Aviation Physiologist Insignia. A gold embroidered or gold metal winged pin with a Medical Service Corps device in the center inscribed in an oval.



j. Aircrew Insignia (AC). A gold metal winged pin with an anchor inscribed in a circle in the center. The letters "AC" straddle the shank of the anchor.



k. Aviation Warfare Specialist Insignia (EAWS). A silver metal winged pin with an anchor on a shield in the center and a scroll at the bottom of the shield.



l. Submarine Insignia (SS). A gold or silver embroidered or metal pin showing bow view of a submarine proceeding on the surface with bow planes rigged for diving; flanked by dolphins in horizontal position, their heads resting on upper edge of bow planes.



m. Submarine Medical Insignia. A gold color metal pin with two dolphins facing an oval in the center inscribed with the Medical Corps device. The acorn in center is silver.

n. Submarine Engineering Duty Insignia. A gold metal pin with two dolphins facing a silver circle center inscribed



with a silver, three bladed, propeller on a gold background. The tips of propeller blades trisect the circle and one blade is vertical.



o. Submarine Supply Corps. A gold metal pin with two dolphins facing a Supply Corps oak leaf in the center.



p. Submarine Combat Patrol Insignia. A silver metal pin showing the broadside view of a "Flying Fish" class submarine proceeding on the surface, with a scroll at the bottom of the wave. Gold stars are mounted on the scroll to indicate each successful patrol subsequent to that for which the original insignia was awarded. Stars may also be placed on the wave area of the insignia. Holes are bored for that purpose. A silver star indicates five successful patrols.



q. SSBN Deterrent Patrol Insignia. A silver or gold metal pin showing the broadside view of a "LAFAYETTE" class SSBN proceeding submerged, with a POLARIS missile circled by three electron paths, centered in the foreground, and a scroll across the bottom of missile and submarine. Gold or silver stars, with silver given priority, are mounted on the scroll in the order shown on diagram at left to indicate each additional patrol, as follows:

(1) Silver pin alone, without stars, one patrol.

(2) Add a gold star for each additional patrol (maximum four gold stars).

(3) Patrol pin with silver star, six patrols.

(4) Add a gold star for each additional patrol (maximum four stars).

(5) in with two silver stars, eleven patrols.

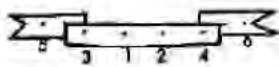
(6) Add a gold star for each additional patrol (maximum four gold stars).

(7) Pin with three silver stars, sixteen patrols.

(8) Add a gold star for each additional patrol (maximum three gold stars).

(9) Gold patrol pin, 20 patrols.

(10) Repeat sequence adding gold stars for each additional patrol (maximum four gold stars) and a silver star for each additional five patrols.



r. Surface Warfare Insignia (SWO). A gold metal pin, with the bow and superstructure of a modern naval warship on two crossed swords, on a background of ocean swells.



s. Surface Warfare Dental Corps Insignia. A gold metal pin, with a spread oak leaf, a silver acorn on each side of the stem on two crossed swords, on a background of ocean swells.



t. Surface Warfare Medical Corps Insignia. A gold metal pin, with a spread oak leaf surcharged with a silver acorn on two crossed swords, on a background of ocean swells.



u. Surface Warfare Medical Service Corps Insignia. A gold metal pin, with a spread oak leaf, attached to a



slanting twig on two crossed swords, on a background of ocean swells.



v. Surface Warfare Nurse Corps Insignia. A gold metal pin, with a spread oak leaf on two crossed swords, on a background of ocean swells.



w. Surface Supply Corps Insignia. A gold metal pin with a supply corps oak leaf centered on the bow and superstructure of a modern naval warship superimposed on two crossed naval swords, on a background of ocean swells.



x. Enlisted Surface Warfare Insignia (ESWS). A silver metal pin showing the bow and superstructure of a modern naval warship on two crossed cutlasses, on a background of ocean swells.



y. Command-at-Sea Insignia. A gold metal pin consisting of a five-pointed pyramidal star on anchor flukes and a partially unfurled commission pennant showing six stars.



z. Command Ashore/Project Manager Insignia. A gold metal, three pronged trident centered on an elliptically shaped laurel wreath.



aa. Small Craft Insignia. A gold or silver metal pin with a small craft circumscribed by an anchor flukes on the sides and bottom and a three star pennant on top.



bb. Craftmaster Insignia. A ship's helm with two crossed fouled anchors in the center.



cc. Special Operations Insignia. Same ship and bow wave as Surface Warfare Insignia. In lieu of crossed swords, there is an ordnance disposal bomb over crossed lightning rays on one side, and a diving helmet over two tridents on the other. (For EOD qualified officers, see article fff).



dd. Special Warfare Insignia (SEAL). A gold metal pin with a trident on an anchor and a small naval arm superimposed upon an eagle.



ee. Seabee Combat Warfare Specialist Insignia (SCWS). A gold or silver metal pin with a bee on crossed sword and gun superimposed on an anchor on a background of leaves.



ff. Basic Parachutist Insignia (PJ). A silver metal pin with an open parachute flanked on either side by wings that curve upward.



gg. Naval Parachutist Insignia (PJ). A gold embroidered or gold metal winged pin with a gold open parachute in the center.



hh. Diving Officer Insignia (DV). A gold metal pin with two upright seahorses facing a diving helmet, and two tridents projecting upward and canted outward from the diving helmets cover. A double carrick bend superimposed on the breast plate.



ii. Diving (Medical) Insignia (DV). Same as the Diving Officer Insignia with a caduceus on the breast plate.



jj. Master Diver Insignia (MDV). Same as Diving Officer Insignia, but silver.



kk. Diving Medical Technician Insignia (DV). Same as Diving (medical) Insignia, but silver in color.



ll. First Class Diver Insignia (DV). A silver metal diving helmet surrounded by sea serpents.



mm. Second Class Diver Insignia (DV). A silver metal diving helmet and breastplate.



nn. Scuba Diver Insignia. A silver metal pin wet suit hood and face mask with breathing apparatus.



oo. Basic Explosive Ordnance Disposal Warfare Insignia (EOD). A silver metal pin with a conventional drop bomb, point down on a shield, and radiant with four lightning flashes, all within a wreath of laurel leaves.



pp. Senior Explosive Ordnance Disposal Warfare Insignia (EOD). Same as the basic EOD Insignia, but with a star center on the bomb.



qq. Master Explosive Ordnance Disposal Warfare Insignia (EOD). Same as the Senior EOD Insignia, but with star in a laurel wreath affixed to the top of the shield.



rr. Deep Submergence. A gold or silver metal trieste, on a trident, surrounded by dolphins.



ss. Integrated Undersea Surveillance System. A gold or silver metal pin with a trident and seahorse twined on a globe superimposed on a breaking wave.



tt. Fleet Marine Force Officer Insignia. A gold, highly polished, metal device depicting the eagle, globe and anchor atop two crossed rifles on a background of ocean swells breaking on a sandy beach. The eagle continents and Rifles shall be highlighted with a highly polished silver finish.



uu. Fleet Marine Force Officer Insignia (Chaplain). A gold, highly polished, metal device depicting the eagle, globe and anchor on a back ground of ocean swells breaking on a sandy beach. The eagle shall be highlighted with a highly polished silver finish.



vv. Fleet Marine Force (FMF) Enlisted Warfare Specialist Insignia. A silver metal device depicting the eagle, globe and anchor atop two crossed rifles on a background of ocean swells breaking on a sandy beach.



ww. Naval Reserve Merchant Marine Insignia. Created in 1938 is based on the original eagle carved into the stern of the USS CONSTITUTION. A gold embroidered or metal spread eagle surcharged with crossed anchors behind a shield in the center. The letters "USNR" appear on the scroll at the bottom.

(1) The insignia may be worn by:

(a) An officer holding a valid U.S. Merchant Marine Officer License for vessels of unlimited ocean tonnage or horsepower.

(b) U.S. Merchant Marine officers who are also U.S. Naval Reserve officers while wearing a U.S. Merchant Marine or U.S. Maritime Service uniform.

(c) Merchant Marine Reserve, USNR Midshipmen.

xx. Navy Expeditionary Supply Corps Officer Insignia (NESCO). A gold embroidered or metal pin with a Supply Corps oak leaf centered, superimposed on a crossed sword and M16A1 rifle, on background of ocean swells.



yy. Information Warfare Officer Insignia. A gold embroidered or gold metal pin showing a background of ocean waves, a crossed Naval Officer's sword and lightning bolt, a fouled anchor, and a globe.



zz. Enlisted Information Warfare Specialist Insignia. A silver embroidered or silver metal pin showing a background of ocean waves, a crossed Naval Enlisted cutlass and lightning bolt, a fouled anchor, and a globe.



aaa. Enlisted Expeditionary Warfare (EXW) Specialist Insignia. A silver embroidered or silver metal pin showing the bow and superstructure of a patrol boat superimposed over a crossed M-16 rifle and enlisted cutlass, on a background of ocean swells.



bbb. Strategic Sealift Officer Warfare (SSOW) Insignia. A gold embroidered or gold metal pin reflecting the background of an eagle from the USS Constitution's stern, crossed Naval Officer swords and a U.S. shield with a fouled anchor from the U.S. Merchant Marine flag.



ccc. Marine Corps Combatant Diver (MCD) Insignia. A gold embroidered or gold metal pin consisting of a wet suit headgear and low profile facemask with chest mounted breathing apparatus.



ddd. Nuclear Weapons Security (NWS) Insignia. A silver metal or embroidered shield showing a trident surrounded by an atom symbol. At the bottom of the shield, there is a scroll with five small openings. Gold or silver stars are mounted on the scroll of the metal version to indicate each additional year of creditable service in NWS mission.



eee. Explosive Ordnance Disposal Officer Insignia. A gold plated metal pin with mirror-like finish and polished highlights. Same design as Master Explosive Ordnance Disposal Insignia.



fff. Special Warfare Combatant-Craft Crewman (SWCC) Basic Insignia. A 2 1/2 by 1 1/4 inch silver matte metal pin showing a



background of a cocked flintlock pistol, a crossed naval enlisted cutlass, and a MK V Special Operations Craft atop a bow wave.



ggg. Special Warfare Combatant-Craft Crewman (SWCC) Senior Insignia. A 2 1/2 by 1 3/8 inch silver matte metal pin showing a background of an anchor, cocked flintlock pistol, a crossed naval enlisted cutlass and a MK V Special Operations Craft atop a bow wave.



hhh. Special Warfare Combatant-Craft Crewman (SWCC) Master Insignia. A 2 1/2 by 1 3/8 inch silver matte metal pin showing a background of an anchor with a banner and three gold stars, cocked flintlock pistol, a crossed naval enlisted cutlass and a MK V Special Operations Craft atop a bow wave.

4. NAMETAGS

a. Nametags. Center nametags 1/4 inch above the right breast pocket. On uniforms without a right breast pocket, place nametags on the right front in a position corresponding to ribbons on the left. Nametags are rectangular not exceeding dimensions of 1 inch by 3-1/2 inches, and may be of any color and design as long as the nametag is standard throughout the command.

b. Velcro Backed Leather Nametag. Nametags shall be made of plain black leather in 2"x4" dimension. Name, rank/rate and duty status (USN) shall be embossed in gold for officers/CPOs and in silver for E6 and below with lettering in block letters, 1/4 inch high. Only one earned breast insignia may be worn. (Patrol pins not authorized). The insignia (silver or gold) shall be embossed above the individual's name.

Figure 5-2-1

NAVY PERSONNEL COMMAND: 5720 Integrity Drive, Millington TN 38055-0000

This is an official U.S. Navy Website

Comments? Suggestions? Call NPC Customer Service: 866-U-ASK-NPC (DSN 882-5672), [Live Chat](#) or [Email the Webmaster](#)

Last Modified: 1/19/2017 12:52 PM

[FDIA](#) | [US Navy](#) | [U.S. Navy Recruiting](#) | [No Fear Act](#) | [USA.gov](#) | [Privacy Policy](#) | [Accessibility / Section 508](#) | [Site Map](#)



★ 5301 - 5319 Awards

Navy Personnel Command > Support & Services > US Navy Uniforms > Uniform Regulations > Chapter 5 > 5301 - 5319 Awards

IDENTIFICATION BADGES/AWARDS/INSIGNIA		
SECTION 3: AWARDS		
		Article
1.	AWARDS (GENERAL PROVISIONS)	5301
2.	DEFINITION OF TERMS	5302
3.	WEARING AWARDS ON CIVILIAN CLOTHES	5303
4.	PRECEDENCE OF AWARDS	5304
5.	MILITARY DECORATIONS	5305
6.	UNIT AWARDS	5306
7.	NON-MILITARY DECORATIONS	5307
8.	CAMPAIGN AND SERVICE AWARDS	5308
9.	FOREIGN DECORATIONS AND NON-U.S. SERVICE AWARDS	5309
10.	MARKSMANSHIP AWARDS (BADGES)	5310
11.	AWARDS OF MILITARY SOCIETIES AND OTHER ORGANIZATIONS	5311
12.	RIBBONS	5312
13.	RIBBONS WITH MEDALS	5313
14.	LARGE MEDALS	5314
15.	MINIATURE MEDALS	5315
16.	ATTACHMENTS TO BE WORN ON RIBBONS AND MEDALS	5316
17.	LETTER DEVICES	5317
18.	CLASPS	5318
19.	MISCELLANEOUS DEVICES	5319

5301. [AWARDS \(GENERAL PROVISIONS\)](#)

1. [Authorized Navy Awards](#). Those awards described in the Navy and Marine Corps Awards Manual (SECNAVINST 1650.1 Series) are authorized for wear by "U.S. Naval" personnel. Wear them on designated uniforms in the following manner.

2. [Awards From Other Services](#). Naval personnel who have received awards from other military services or departments of the United States Government, foreign governments, or other agencies, may wear such awards on the naval uniform only as described in this section.

5302. [DEFINITION OF TERMS](#)

1. [General](#). Listed below are definitions of terms used throughout these regulations:

a. [Awards](#). An all-inclusive term covering any decoration, medal, badge, ribbon or attachments bestowed on an individual.

b. [Decoration](#). An award bestowed upon an individual for a specific personal act of gallantry or meritorious service.

c. [Unit Award](#). An award made to an operating unit worn only by members of that unit who participated in the cited action.

d. [Service Award](#). An award made to those who have participated in designated wars, campaigns, expeditions, etc., or who have fulfilled creditable, specific, service requirements.

e. [Medal](#). An award presented to an individual for performing certain duties, acts, or services consisting of a medallion hanging from a distinctively colored suspension ribbon.

f. [Miniature Medal](#). Replica of large medal, 1/2 the size of large medal. There is no miniature Medal of Honor.

g. [Badge](#). An award, to an individual for special proficiency, consisting of a medallion hung from bar(s).

h. [Ribbon or Ribbon Bar](#). Consists of a portion of a medal's suspension ribbon.

i. [Rosette](#). Lapel device made by gathering the suspension ribbon of the medal into a circular shape.

j. [Lapel-Button](#). A miniature replica of the ribbon or ribbon bar.

k. [Attachment](#). Any item such as a star, letter, clasp or other device worn on the suspension ribbon of a medal or on the ribbon.

5303. [WEARING AWARDS ON CIVILIAN CLOTHES](#)

1. **Miniature Medals and Miniature Breast Insignia.** Wear miniature medals and breast insignia on civilian evening dress (white tie) or civilian dinner dress (black tie) in the same manner as for dinner dress jackets.
2. **Medal of Honor.** The Medal of Honor, for which there is no miniature, may be worn with civilian evening dress (white tie) and civilian dinner dress (black tie) in the same manner as for military uniforms.
3. **Miniature Replicas.** Wear miniature replicas of ribbons made in the form of lapel buttons, or ribbons made in rosette form, on the left lapel of civilian clothes except civilian evening dress (white tie) and civilian dinner dress (black tie).
4. **Miniature Distinguished Marksmanship and Pistol Shot Badges.** Wear miniature distinguished marksmanship and pistol shot badges as a lapel pin or as part of a tie clasp on civilian clothing.
5. **Honorable Discharge and Service Buttons.** Wear honorable discharge and service buttons on left lapel of civilian clothes except civilian evening dress (white tie).

5304. PRECEDENCE OF AWARDS

1. **General.** Awards issued to naval personnel are listed in this section in order of precedence. <(Awards Precedence Chart)> Awards received for service performed while attached to units of the Army, Air Force, Marine Corps, and Coast Guard, which are not included in this section, but which are equivalent to Navy awards listed here, may be worn in the order specified by the respective military service subject to the following:
 - a. In all cases of relative priority Navy awards shall take precedence.
 - b. Awards for a war, campaign, expedition, etc., shall be worn as campaign and service awards.
 - c. Only those badges listed in <article 5310> may be worn on naval uniforms.
 - d. Refer to SECNAVINST 1650.1 Series concerning precedence of Marine Corps awards.

5305. MILITARY DECORATIONS

1. **General.** Listed below in their order of precedence are the MILITARY DECORATIONS authorized for wear on the naval uniform:

Medal of Honor
 Navy Cross
 Defense Distinguished Service Medal¹
 Distinguished Service Medal
 Silver Star Medal
 Defense Superior Service Medal¹
 Legion of Merit
 Distinguished Flying Cross
 Navy and Marine Corps Medal
 Bronze Star Medal
 Purple Heart
 Defense Meritorious Service Medal¹
 Meritorious Service Medal
 Air Medal
 Joint Service Commendation Medal¹
 Navy and Marine Corps Commendation Medal
 Joint Service Achievement Medal¹
 Navy and Marine Corps Achievement Medal
 Combat Action Ribbon

<NOTE: See Requirements for Medals>

5306. UNIT AWARDS

1. **General.** Listed below in order of precedence are the UNIT AWARDS authorized for wear after all military decorations:

Presidential Unit Citation Ribbon
 Joint Meritorious Unit Award
 Navy Unit Commendation Ribbon
 Meritorious Unit Commendation Ribbon
 Navy "E" Ribbon
 USPHS Outstanding Unit Citation
 USPHS Unit Commendation

5307. NON-MILITARY DECORATIONS (U.S. Decorations)

1. **General.** Listed below are certain NON-MILITARY DECORATIONS authorized for wear on the naval uniform after all unit awards; precedence shall be the order of date of acceptance unless you receive two or more decorations from the same agency, then wear those decorations according to the precedence established by the awarding agency disregarding the date of acceptance.
2. NON-MILITARY decorations may be worn on the uniform if at least one military award is worn at the same time.

Presidential Medal of Freedom
 Presidential Citizens Medal
 National Security Medal
 National Sciences Medal
 Gold Life Saving Medal
 Silver Life Saving Medal
 Medal for Merit
 National Intelligence Distinguished Service Medal
 National Intelligence Medal of Achievement

Navy Distinguished Civilian Service Award
 Navy Award for Distinguished Achievement Science
 President's Distinguished Federal Civilian Service Medal
 Department of Defense Distinguished Civilian Service Award
 Secretary of Defense Civilian Meritorious Service Award
 Navy Superior Civilian Service Award
 Navy Meritorious Civilian Service Award
 Navy Distinguished Public Service Award
 National Aeronautics and Space Administration Distinguished Service Medal
 National Aeronautics and Space Administration Flight Medal
 National Aeronautics and Space Administration Medal for Exceptional Bravery
 National Aeronautics and Space Administration Medal for Exceptional Service
 Merchant Marine Distinguished Service Medal
 Merchant Marine Meritorious Service Medal
 Merchant Marine Mariners Medal
 Selective Service Distinguished Service Medal
 Selective Service Exceptional Service Award
 Selective Service Meritorious Service Award
 Congressional Medal of Honor
 Department of Commerce Gold Medal
 Department of Commerce Silver Medal
 Department of Commerce Bronze Medal
 NOAA Administrator's Award
 NOAA Corps Commendation Medal
 NOAA Special Achievement Award
 NOAA Unit Citation
 USPHS Distinguished Service Medal
 USPHS Meritorious Service Medal
 USPHS Outstanding Service Medal
 USPHS Commendation Medal
 USPHS Achievement Medal
 Department of Energy Secretary's Gold Award Medal

<NOTE: [See Requirements for Medals](#)>

5308. [CAMPAIGN AND SERVICE AWARDS](#)

1. General. Listed below in order of precedence are the CAMPAIGN AND SERVICE AWARDS authorized for wear on the naval uniform after all non-military decorations:

Prisoner of War (POW) Medal
 Good Conduct Medal (Navy and Marine Corps)
 Naval Reserve Meritorious Service Medal
 Selected Marine Corps Reserve Medal
 Navy Fleet Marine Force Ribbon
 Expeditionary Medal (Navy and Marine Corps)
 Navy Occupation Service Medal
 National Defense Service Medal
 Korean Service Medal
 Antarctica Service Medal
 Armed Forces Expeditionary Medal
 Vietnam Service Medal
 Southwest Asia Service Medal
 Kosovo Campaign Medal
 Afghanistan Campaign Medal
 Iraq Campaign Medal
 Global War on Terrorism Expeditionary Medal
 Global War on Terrorism Service Medal
 Korean Defense Service Medal
 Armed Forces Service Medal
 Humanitarian Service Medal
 Military Outstanding Volunteer Service Medal
 Sea Service Deployment Ribbon
 Naval Arctic Service Ribbon
 Naval Reserve Sea Service Ribbon
 Navy and Marine Corps Overseas Service Ribbon
 Recruiting Service Ribbon (Navy and Marine Corps)
 Marine Corps Security Guard Ribbon
 Navy Recruit Training Service Ribbon
 Navy Ceremonial Guard Service Ribbon
 Coast Guard Special Operations Service Ribbon
 Armed Forces Reserve Medal
 Naval Reserve Medal
 Merchant Marine Gallant Ship Unit Citation
 Merchant Marine Combat Bar
 Merchant Marine Korean Service Bar
 Merchant Marine Vietnam Service Bar
 Merchant Marine Expeditionary Medal (Operations DESERT SHIELD/DESERT STORM)

<NOTE: [See Requirements for Medals](#)>

5309. [FOREIGN DECORATIONS AND NON U.S. SERVICE AWARDS](#)

1. Foreign Personal Decoration. Personnel who have been authorized to accept military decorations from foreign governments (see SECNAVINST 1650.1 Series) may wear them in the order of their receipt after all U.S. service awards. The awarding country determines the precedence of awards if you have earned two or more from that country.

2. Vietnam (Personal Military Decorations (only worn by individuals who receive these decorations in their own name)

a. Foreign awards to U.S. military personnel for service in Vietnam, awarded in accordance with SECNAVINST 1650.23 Series, may be retained and worn in the following order of precedence:

National Order of Vietnam
 Military Merit Medal
 Army Distinguished Service Order
 Air Force Distinguished Service Order
 Navy Distinguished Service Order
 Army Meritorious Service Medal
 Air Force Meritorious Service Medal
 Navy Meritorious Service Medal
 Special Service Medal
 Gallantry Cross
 Air Gallantry Cross
 Navy Gallantry Cross
 Hazardous Service Medal
 Life Saving Medal
 Armed Forces Honor Medal
 Staff Service Medal
 Technical Service Medal
 Training Service Medal
 Civil Actions Medal

NOTE: Other personal foreign decorations are worn in this category. They are worn in order earned.

b. The following Vietnam civilian decorations may be retained but not worn on the uniform:

Kim Khanh Medal
 Choung My Medal
 Justice Medal
 Rural Revolutionary Development Medal (Construction Service Medal)
 Economy Medal
 Dedicated Service Medal
 Labor Medal
 Agricultural Service Medal
 Medical Service Medal (Public Health Service Medal)
 Administration Service Medal
 Veterans Medal
 Police Self Defense Forces Medal
 Social Service Medal (Social Welfare Honor Medal)
 Psywar Service Medal
 Youth and Sports Medal
 Finance Medal
 Public Works, Communication and Transportation Service Medal
 Ethnic Development Medal
 Cultural and Education Service Medal

3. Foreign Unit Awards. The following awards listed in order of precedence do not require individual legislative authorization and may be worn immediately after all foreign personnel decorations:

Philippine Republic Presidential Unit Citation
 Korean Presidential Unit Citation
 Vietnam Presidential Unit Citation
 Republic of Vietnam Meritorious Unit Citation (Gallantry Cross Color with Palm)³
 Republic of Vietnam Meritorious Unit Citation (Civil Actions Color First Class Color with Palm)³

4. Non-U.S. Service Awards. The precedence of non-U.S. Service awards for which naval personnel are eligible to qualify, is immediately after foreign unit awards:

United Nations Service Medal
 United Nations Medal
 North Atlantic Treaty Organization (NATO) Medal (Yugoslavia (Bosnia)/Kosovo). (Wear first initial award and add 3/16" bronze star for subsequent awards)
 Multi National Forces and Observer Medal
 Inter-American Defense Board Medal/Ribbon

<NOTE: See Requirements for Medals>

5. Foreign Service Awards. Service awards take precedence immediately after non-U.S. service awards. Navy personnel are eligible to qualify for:

Republic of Vietnam Campaign Medal
 Kuwait Liberation Medal (Saudi Arabia)
 Kuwait Liberation Medal (Kuwait)

<NOTE: See Requirements for Medals>

6. Manner of Wear. Naval personnel who have been authorized by law to accept awards from foreign governments wear them in the manner prescribed below:

- a. Wear foreign awards on your uniform if you also wear at least one U.S. award.
- b. Foreign awards which are similar in design to U.S. awards may be worn on the same occasions prescribed for wearing of U.S. awards.

c. Foreign awards which are worn around the neck with long ribbons or sashes or as a pin may be worn on service dress or full dress uniforms while serving in country. Post-tour wear is not authorized. Individuals who have been awarded the Medal of Honor and a foreign decoration which is worn around the neck, wear the foreign award so that it hangs below the Medal of Honor.

d. Naval personnel entitled to wear the Fourragere may wear it on all uniforms requiring medals or ribbons. To attach the Fourragere to the uniform, sew a button to the left shoulder, of the coat or jumper, under the collar. Place the Fourragere over the left shoulder, passing the left arm through the large loop of the cord. The small loop engages the button under the collar and the metal pencil hangs naturally in front. When wearing aiguillettes, place the Fourragere underneath them. The Fourragere is a decoration instituted by Napoleon I for units which had distinguished themselves in battle. It was revived during World War I and was awarded by the French Ministry of War to organizations cited more than once in the Orders of the Army. Individuals who were present in the organizations when cited twice for the Fourragere are entitled to wear the 'cord' at all times, whether or not they are subsequently attached to other non-decorated organizations. Those non-participants who enter an organization which has been decorated with the Fourragere wear the cord on their uniforms while they are attached to that decorated organization. Upon detachment, those non-participants are required to surrender the Fourragere and are no longer entitled to wear it.

5310. MARKSMANSHIP AWARDS (BADGES)

1. General. Listed below in order of precedence are only marksmanship badges authorized for wear on naval uniforms:

U.S. Distinguished International Shooter Badge
 Distinguished Marksman Badge
 Distinguished Pistol Shot Badge
 National Trophy Match Rifleman Excellence in Competition (Gold)
 National Trophy Match Pistol Shot Excellence in Competition (Gold)
 Interservice Rifleman Excellence in Competition Badge (Gold)
 Interservice Pistol Shot Excellence in Competition Badge (Gold)
 Navy Rifleman Excellence in Competition Badge (Gold)
 Navy Pistol Shot Excellence in Competition Badge (Gold)
 Annual Rifle Squad Competition Badge (Gold)
 Fleet Rifleman Excellence in Competition Badge (Gold)
 Fleet Pistol Shot Excellence in Competition Badge (Gold) (National, Interservice, Navy and Fleet Badges in silver and bronze)
 Rifle Qualification Awards
 (1) Expert Rifleman Medal
 (2) Navy Rifle Marksmanship Ribbon
 Pistol Qualification Awards
 (1) Expert Pistol Shot Medal
 (2) Navy Pistol Marksmanship Ribbon
 President's Hundred Award - Rifle (enlisted personnel only)
 President's Hundred Award - Pistol (enlisted personnel only)

2. Manner of Wear

a. When wearing ribbons, place badges immediately below the bottom row of ribbons in the secondary position. When wearing badges in secondary position, a secondary warfare device/breast insignia is not authorized to be worn.

b. When wearing large medals, place badges immediately below the bottom row of medals so that only the medallion of each badge is visible. When wearing badges in the secondary position, a secondary warfare device/breast insignia is not authorized to be worn.

c. Do not wear badges with miniature medals.

d. Wear up to three badges in a single row. Only two Excellence in Competition Badges may be worn for a specific weapon if the Distinguished Badge for the same weapon has not been earned. Wearing Distinguished Badges or Excellence in Competition Badges received while in another service is optional. The President's Hundred Award is worn on the left shoulder of enlisted member's uniforms.

5311. AWARDS OF MILITARY SOCIETIES AND OTHER ORGANIZATIONS

1. General. Awards from the following organizations may be worn on the uniform. Medals and ribbons shall be worn after all U.S. service awards in the order earned. Badges shall be worn after marksmanship badges, in the order earned.

Regular Army and Navy Union
 Army and Navy Union of the United States
 American Legion, American Legion Citizenship and Scholarship Medal
 Veterans of Foreign Wars or other officially recognized Veterans' Organization Corps and Division of the Civil Spanish American Wars
 Medical Scientific Societies
 Naval Reserve Association
 The Reserve Officers Association (TROA)
 Society of American Military Engineers (SAME)
 Gold Medal for Distinguished Service
 Toulmin Medal
 Moreell Medal
 Sverdrup Medal
 Shields Medal

2. Authorized Wear. Medals, ribbons and badges issued by these societies may be worn only while actually attending meetings or conventions or while participating in parades or other ceremonies as a member of these organizations.

5312. RIBBONS

1. Manner of Wear. Ribbons are worn on the service coat or jumper of Service Dress Blue, Dress White, and on the shirt of Service Khaki, E6 and below Service Uniform. Ribbons are not authorized on formal dress, dinner dress, or working uniforms. Wear up to three ribbons in a single row. When more than three ribbons are authorized, wear them in horizontal rows of three each. If ribbons are not in multiples of three, the top row contains the lesser number, and the center of this row sits over the center of the one below it. Wear ribbons without spaces between ribbons or rows of ribbons. Wear ribbons with the lower edge of the bottom row centered 1/4 inch above the left breast pocket and parallel to the deck. To prevent coat lapels from covering ribbons, ribbons may be aligned so the border to wearer's left is aligned with left side of pocket. Rows of ribbons where more than 50% of the ribbon is covered by the coat lapel may contain two ribbons each and be aligned with left border. On Full Dress uniforms, <see article 5313>.

2. Placement on Ribbon Bar. Ribbons shall be arranged on a bar(s) and attached to uniforms. Ribbons shall not be impregnated with preservatives which change their appearance, or have any transparent covering.

3. Arrangement. Arrange ribbons in order of precedence in rows from top down, inboard to outboard. Wear either the three senior ribbons, or all ribbons if you have earned three or more.

4. No Symmetrical Color Designs. Display ribbons which have a symmetrical color design or have stars as part of the design, as follows:

- a. American Campaign Service Medal. The dark blue stripe in the center is to the wearer's right.
- b. Armed Forces Expeditionary Medal. The blue stripe in the center is to the wearer's right.
- c. Asiatic-Pacific Campaign Medal. The dark blue stripe in the center is to the wearer's right.
- d. Combat Action Ribbon. The outermost blue stripe is to the wearer's right, even when worn on the right side when large medals are worn.
- e. European-African Middle Eastern Campaign Medal. The blue stripe in the center is to the wearer's right.
- f. Korean Presidential Unit Citation Ribbon. The red portion of the circular device in the center is uppermost, and the ribbon has a gold frame.
- g. Kosovo Campaign Medal. The broad blue stripe is to the wearer's right.
- h. Kuwait Liberation Medal (Kuwait). The black stripe is uppermost.
- i. Inter-American Defense Board Ribbon. The red stripe is to the wearer's right.
- j. Medal of Honor Ribbon. The star should form an M with the single ray of all stars pointing up.
- k. Merchant Marine Combat Bar. The light blue stripe is uppermost.
- l. Merchant Marine Mariner's Ribbon. The red stripe is to the wearer's right.
- m. Navy and Marine Corps Ribbon. The blue stripe is to the wearer's right.
- n. Navy Occupation Service Ribbon. The black stripe is to the wearer's right.
- o. Philippine Defense Ribbon. The stars form a triangle, base down.
- p. Philippine Liberation Ribbon. The blue stripe in the center is to the wearer's right.
- q. Philippine Republic Presidential Unit Citation Ribbon. The blue stripe is to the wearer's right, worn with gold frame.
- r. Presidential Unit Citation Ribbon. The blue stripe is uppermost.
- s. World War II Theater Ribbon. The blue stripe in the center is to the wearer's right.

5. Ribbons on Non-Military Uniforms. Personnel who earned service ribbons while a member of the Navy may wear the ribbons on non-military uniforms if the organization sponsoring the non-military uniform permits the custom.

6. Ribbons with Breast Insignia. When you wear ribbons with breast insignia, comply with Section 2 of this Chapter. <Figure 5-2-1>.

5313. RIBBONS WITH MEDALS

1. Manner of Wear. Wear both large medals and ribbons that do not have corresponding large medals on Full Dress Uniforms. Center ribbons on the right breast in the same relative position as the holding bar of the lowest row of medals. Arrange ribbons in order of precedence in rows from top down and inboard to outboard. Wear either the senior ribbon or all ribbons. These ribbons include: Combat Action Ribbon, Presidential Unit Citation, Navy Unit Commendation, Meritorious Unit Commendation, Navy "E", Navy Fleet Marine Force Ribbon, Sea Service Deployment Ribbon, Foreign Unit Awards, Marksmanship, etc. Personnel awarded only ribbons that do not have corresponding large medals shall wear the ribbons on the right side as mentioned above.

2. Do not wear ribbons on uniforms requiring miniature medals.

5314. LARGE MEDALS

1. Manner of Wear. Large medals are worn on the service coat or jumper of Full Dress Blues and Full Dress White. When wearing more than one medal, suspend them from a holding bar that supports the medals' weight. Place the holding bar of the lowest row of medals in the same position as the lowest ribbon bar. The bars measure 4-1/8 inches wide, and each row of medals is 3-1/4 inches long from the top of the suspension ribbons to bottom of medals, so that bottom of medals dress in a horizontal line. Multiple rows of medals should be grouped with the same number of medals in each row, with the lesser number in the top row if necessary. A maximum of three medals may be worn side by side in a single row with no overlap. Arrange four or more medals (maximum of five in a single row) following the layout in <Table 5-3-1>.

Overlapping shall be proportional and the inboard medal shall show in full. Mount the medals so they cover the suspension ribbons of the medals below.

2. **Arrangement.** Arrange medals in order of precedence in rows from top down, inboard to outboard, within rows. Service members possessing more than five medals may either wear the five senior medals or all of them.

3. **Medal of Honor with Large Medals.** When wearing either large or miniature medals, wear the Medal of Honor pendant on a suspension ribbon placed around the neck. When wearing this medal with the men's white service dress coat, place the ribbon outside the coat collar. Place the ribbon between the shirt and coat collar with all other coats.

4. **Polishing Medals.** Plating or polishing medals is prohibited except personnel assigned to Washington Ceremonial Guard.

5. **Medals with Breast Insignia.** When wearing large medals with breast insignia, comply with Section 2 of this Chapter. <Figures 5-3-1, 2, 3 and 4>.

5315. **MINIATURE MEDALS**

1. **Manner of Wear.** Wear miniature medals with all formal dress uniforms and dinner dress uniforms. Each row of miniatures is 2-1/4 inches long, from top of the suspension ribbons to bottom of medals, so the bottom of medals dress in a horizontal line. Position medals so they cover the suspension ribbons of the medals in the rows below. **Male officers and CPO's, and E6 and below:** on formal and dinner dress jackets, place the holding bar of the lowest row of miniature medals 3 inches below the notch, centered on the lapel, parallel to the deck. <Figure 5-3-5>. On blue and white service coats, center the holding bar 1/4 inch above the left breast pocket parallel to the deck. <Figures 5-3-6 and 5-3-7>. **Female officers and CPO's, and E6 and below:** on formal dress or dinner dress jackets, place the holding bar in the same relative position as on the men's dinner dress jackets, down 1/3 the distance between the shoulder seam and coat hem. <Figure 5-3-8>. On blue and white coats, center the holding bar 1/4 inch above the left pocket flap parallel to the deck. <Figure 5-3-9>. **E6 and Below:** on jumper uniforms, men and women place the holding bar of the lowest row of miniature medals 1/4 inch above the pocket parallel to the deck <(Figure 5-3-10)>.

2. **Arrangement.** Wear up to five miniature medals in a row with no overlap. Arrange six or more miniature medals following the layout in <Table 5-3-1>.

a. Arrange medals in order of precedence in rows from top down, inboard to outboard, within rows. **Service members possessing five or more medals may either wear the five senior medals or all of them.** On the dinner dress jacket, center up to three miniature medals on the lapel. Position four or more miniatures starting at the inner edge of the lapel extending beyond the lapel on to the body of the jacket.

3. **Medal of Honor with Miniature Medals.** When wearing miniature medals, wear the Medal of Honor as described in <article 5314.3>.

4. **Miniature Medals with Breast Insignia.** When wearing miniature medals with breast insignia, comply with Chapter 5, Section 2.

5316. **ATTACHMENTS TO BE WORN ON RIBBONS AND MEDALS**

1. **General.** Wear stars, oak leaf clusters, clasps, letters and other miscellaneous devices on the suspension ribbon of large and miniature medals, and on the ribbon bars as follows.

2. **Manner of Wear**

a. Center a single device on the ribbon: stars with two rays pointing down; oak leaf clusters as horizontally as possible with stems of the leaves pointing to the wearer's right.

b. Place multiples of the same attachment in a horizontal line close to and symmetrically about the center of the ribbon. Multiple oak leaf clusters may be tilted slightly downward to the wearer's right for placing the maximum allowed number of clusters and other devices on the ribbon. If oak leaf clusters on one ribbon are tilted, clusters on all ribbons will be tilted for standardization.

c. When wearing stars or oak leaf clusters with other devices, such as the bronze letter "V", arrange them symmetrically on the ribbon in relation to the centered device; the first star (cluster) to the wearer's right; the second to his left, etc. <Figure 5-3-11>.

d. When wearing bronze/gold star or bronze oak leaf cluster attachments, in addition to a silver star or silver oak leaf attachment, arrange the bronze/gold stars (bronze oak leaf clusters) symmetrically on the ribbon in relation to the centered silver device; the first star (cluster) to the wearer's right; the second to the wearer's left, etc. <Figure 5-3-11>.

e. When medals overlap, wear all attachments to the wearer's left centered on the visible portion of suspension ribbons. If all attachments are not visible after moving to the left, they may be worn vertically.

f. There are two types of "attachments" for ribbons - "individual" attachments or "single-constructed" (two or more devices manufactured together). When individual attachment(s) is affixed to the ribbon, the attachment(s) will be equally spaced on the ribbon. If a single-constructed attachment is used, it will be centered on the ribbon. If a single-constructed attachment is used on one ribbon, it will be used on all ribbons worn. (Exception: Single-constructed attachments may be mixed with "individual" attachments if combination of devices authorized to be worn on a ribbon are not available as a "single-constructed" device. For example, a silver and bronze device cannot be purchased as single-constructed attachment.)

3. **Large Medals and Ribbons**

a. **Oak Leaf Clusters (Large)**

(1) Wear large (7/16 inch) bronze oak leaf clusters on the suspension ribbons of large medals and 5/16 inch on ribbons (ribbon bars) of the following for second and subsequent awards:

Defense Distinguished Service Medal
Defense Superior Service Medal
Defense Meritorious Service Medal

Joint Service Commendation Medal
 Joint Service Achievement Medal
 Joint Meritorious Unit Award

(2) A silver oak leaf cluster is worn in lieu of five bronze oak leaf clusters.

b. Stars

(1) Gold Stars. Wear (5/16 inch) gold stars for second and subsequent awards of any Navy Military Decoration <(see article 5305)>.

(2) Silver Stars. Wear silver stars in lieu of five gold or five bronze stars. Silver stars are the same size as the gold or bronze stars which they replace. Individuals who have received a letter of commendation from the Secretary of the Navy for performance of duty during WWI wear a 3/16 inch silver star for each citation on the suspension ribbon and ribbon (ribbon bar) of the WWI Victory Medal.

(3) Bronze Stars

(a) Wear 3/16 inch bronze stars on the suspension ribbons of medals and on ribbons (ribbon bars) of the following for second or subsequent awards:

Air Medal (first award only)
 Presidential Unit Citation Ribbon
 Navy Unit Commendation Ribbon
 Meritorious Unit Commendation Ribbon
 Prisoner of War Medal
 Navy Good Conduct Medal
 Naval Reserve Meritorious Service Medal
 Navy Expeditionary Medal
 China Service Medal
 National Defense Service Medal
 Korean Service Medal
 Armed Forces Expeditionary Medal
 Vietnam Service Medal
 Southwest Asia Service Medal
 Armed Forces Service Medal
 Humanitarian Service Medal
 Military Outstanding Volunteer Service Medal
 Sea Service Deployment Ribbon
 Naval Reserve Sea Service Ribbon
 Navy and Marine Corps Overseas Service Ribbon
 Navy Recruiting Service Ribbon
 Navy Recruit Training Service Ribbon
 Navy Ceremonial Guard Service Ribbon
 Coast Guard Special Operations Service Ribbon
 North Atlantic Treaty Organization (NATO) Medal

(b) Wear bronze stars on the suspension ribbon of miniature medals and on ribbons (ribbon bars) of the following awards in lieu of the clasp authorized on the suspension ribbon of large medals:

World War I Victory Medal
 American Defense Service Medal

4. Miniature Medals. Attachments for miniature medals are 1/8 inch except the bronze and silver oak leaf clusters and numerals which are 5/16 inch. If four oak leaf clusters are worn on the suspension ribbon on miniature medals, the fourth one will be placed above the middle oak leaf cluster in a row of three.

5317. LETTER DEVICES

1. General. Letter devices are worn on the suspension ribbons of medals and on the ribbons (ribbon bars) specified below.

2. Manner of Wear. Center a letter device on the ribbon.

3. Bronze Letter "A". Individuals who served on vessels in actual or potential belligerent contact with Axis forces in the Atlantic Ocean wear a bronze letter "A" on the suspension ribbon and on the ribbon (ribbon bar) of the American Defense Service Medal. When wearing the "A", do not wear a star.

4. Gold Letter "N". Individuals who earned the Presidential Unit Citation awarded to USS NAUTILUS (SSN-571) for having participated in the cruise of that vessel under the Arctic Ice cap from 22 July to 5 August 1958, are authorized to wear a gold block letter "N" centered on the Presidential Unit Citation ribbon (ribbon bar).

5. Bronze Letter "V" (Combat Distinguishing Device). The bronze letter "V" may be worn on the following ribbons if the citation specifically authorizes the "V" for valor (heroism): Decorations awarded prior to 1974: Legion of Merit, Bronze Star Medal, Joint Service Commendation Medal, Navy Commendation Medal and Navy Achievement Medal. Decorations awarded after 1974: Distinguished Flying Cross, Bronze Star Medal, Air Medal, Joint Service Commendation Medal, and Navy Commendation Medal. Wear only one "V". Arrange gold, bronze or silver stars, or the oak leaf cluster indicating subsequent awards of the medal (except Air Medal <(see article 5319.7)>, in a horizontal line beside the "V" symmetrically in the center of the suspension ribbons of large and miniature medals (position as detailed below). Arrange them in a horizontal line on the ribbon bar with the "V" in the center and the first star to the wearer's right, the second to the wearer's left, and so on.

5318. CLASPS

1. General. Wear clasps on the suspension ribbon of large medals only, and below other attachments. Place bronze stars, letters, or other devices in lieu of clasps on the suspension ribbon of miniature medals and on ribbons (bars) as shown in <Figure 5-3-11>.

2. **American Defense Service Medal.** Wear "Fleet" and "Base" clasps with this medal to denote service in the fleet and overseas bases respectively.

3. **Antarctica Service Medal.** Personnel who have stayed on the Antarctica continent during the winter months are eligible to wear a bronze "Wintered Over" clasp with this medal. A gold clasp is authorized for a second wintering over period and silver clasp for three or more wintering over periods. Not more than one clasp is worn on the ribbon.

5319. MISCELLANEOUS DEVICES

1. **Airlift Device.** Navy personnel serving at least 90 consecutive days with units in direct support of the Berlin Airlift between 26 June 1948 - 30 September 1949 are eligible to wear a gold color miniature of a "C-54" type aircraft centered on the suspension ribbon of the Navy Occupation Service Medal and on the ribbon (bar) with the nose pointing upward at a 30 degree angle and toward the wearer's right. If a clasp is worn on the suspension ribbon of the medal, center the airlift device above it.

2. **Fleet Marine Force Combat Operation Insignia.** Navy personnel who have been attached to a Fleet Marine Force Unit in active combat with an armed enemy beginning with World War II are authorized to wear a 1/8 inch bronze miniature Marine Corps emblem centered on the suspension ribbon of the World War II Area Campaign Medal, Korean Service Medal, the Armed Forces Expeditionary Medal, Vietnam Service Medal and the Southwest Asia Service Medal. Only one device is centered on a ribbon or medal. Other attachments (stars, etc.) are arranged on either side, with first to wearer's right, second to wearer's left, and so on.

3. Hour Glass and "M" Devices

a. Naval Reserve personnel may be awarded an hour glass device in lieu of a subsequent Armed Forces Reserve Medal (AFRM) for each 10 years of service. The initial AFRM and ribbon are designed with a bronze hour glass attachment centered on the suspension ribbon of the medal and centered on the ribbon for the first 10-year period. For the second 10-year period, a silver hour glass is awarded; third 10-year period, a gold hour glass is awarded; and fourth 10-year period, a gold hour glass followed by a bronze hour glass is awarded. A bronze "M" device, if awarded, may be worn on the AFRM with a number indicating the number of times it is awarded.

b. Appropriate wear of the AFRM:

(1) Not entitled to "M" device, but entitled to AFRM: AFRM with appropriate bronze/silver/gold hour glass centered on ribbon bar and suspension ribbon.

(2) Entitled to "M" device and AFRM (based upon qualifying years of service): AFRM with "M" device and appropriate hour glass device positioned on the wearer's right with "M" device centered.

(3) Entitled to "M" device, but not otherwise entitled to AFRM: AFRM with "M" device centered on the ribbon bar and suspension ribbon.

(4) Subsequent Awards: Indicated by a bronze arabic number positioned on the wearer's left. Numbers will begin with 2" and continue.

4. **Gold Globe Device.** Personnel entitled to the Presidential Unit Citation awarded to the USS TRITON (SSN(N)586) wear a gold globe centered on the Presidential Unit Citation ribbon (bar).

5. **Antarctica Wintered Over Disc.** Personnel who stayed on Antarctica during the winter months are eligible to wear a bronze disc, with an outline of the Antarctica inscribed on it, on the suspension ribbon of the miniature medal and on the ribbon bar. A gold disc is authorized for a second winter period and a silver disc for three or more winter periods. Wear no more than one disc on the ribbon. Center the disc on the ribbon or the miniature medal so the peninsula points up.

6. **Strike/Flight Numerals.** Personnel receiving Strike/Flight awards of the Air Medal wear a bronze 5/16 inch Arabic numeral on the Air Medal indicating the total number of awards received after 9 April 1962. Position numerals on the ribbon bar of the Air Medal as far to the wearer's left as possible without overlapping the edge. On the suspension ribbons of large and miniature medals, place the numerals symmetrically below the center of the suspension ribbon.

7. **Single Mission/Individual Awards.** Personnel receiving Single Mission/Individual awards of the Air Medal wear a 3/16 inch bronze star on the Air Medal for first award, and 5/16 inch gold stars for second and subsequent awards. For initial award only, center the bronze star. When second award is earned, replace the bronze star with a gold star. If wearing Bronze Letter "V" (Combat Distinguishing Device), center "V" on the ribbon bar and arrange stars symmetrically in relation to the "V"; first star to the wearer's right, second to left, etc. On the suspension ribbons of large and miniature medals, center the Bronze Letter "V" directly below the Single Mission/Individual star/stars <(Figure 5-3-11)>.

8. **Gold Bar.** Wear gold bar on suspension ribbon for each subsequent award of the Silver Life Saving Medal.

9. **Silver Bar.** Wear silver bar on suspension ribbon for each subsequent award of the Gold Life Saving Medal.

10. **Gold Compass Rose.** Wear a gold compass rose on the suspension ribbon and ribbon bar for each subsequent award of the National Security Medal.

11. **Planet Symbol.** Wear a ball-shaped object symbolizing a planet, with wing configuration, on the suspension ribbon and ribbon bar for each subsequent award of the National Aeronautics and Space Administration Distinguished Service Medal.

12. **Vietnamese Gallantry Cross.** Wear this award with the appropriate device designating the level for which the award was presented. In order of precedence, a palm indicates "cited before the Army", a gold star indicates "cited before the Corps", a bronze star indicates "cited before the Regiment". For personnel who have been cited at several levels, recognition is afforded as outlined below:

a. Wear only one Gallantry Cross award (medal or ribbon bar) regardless of the number received. For multiple awards, wear as many authorized devices that will fit on one medal or ribbon bar. Wear the devices for subsequent awards in order of seniority from the wearer's right.

b. Wear a 3/4 inch palm device for multiple awards, on the suspension ribbon of the large medal, and a 3/8 inch palm on the ribbon bar or suspension ribbon of the miniature medal. The star devices (gold, silver, or bronze) remain the same size as authorized for the initial award.

c. Wear gold frames with the Republic of Vietnam Meritorious Unit Citation of the Gallantry Cross and Civil Action with palm. The palm for this award measures 9/16 inch in length with a 1/8 inch stem and four front leaves attached like a branch. No medal is authorized for this citation. The stem of the palm is to the wearer's right.

13. Navy "E". The Navy "E" ribbon is designed with a 3/16 inch silver "E" attachment centered on the ribbon. Members who earn the second and third award add an additional 3/16 inch silver "E" attachment for each award. Place multiple "E" attachments in a symmetrical, horizontal line in the center of the ribbon. For four or more awards, wear only one 3/16 inch silver wreathed "E" attachment centered on the ribbon.

14. "S" and "E". Qualifications for marksmanship awards are listed in <OPNAVINST 3591.1C>. Those who qualify for marksman rate a ribbon with no attachment. Those who qualify for sharpshooter rate a ribbon with a 1/4 inch bronze "S" attachment. Those who qualify for expert rate a ribbon and medal. The ribbon has a 1/4 inch silver "E" attachment and the medal has no attachments.

15. Gold Wreath Awards. Personnel receiving "Gold Wreath" awards for superior productivity will wear a bronze 5/16 inch Arabic numeral on the Recruiting Service Ribbon indicating the total number of awards received after 1 January 1980. (Note: This corresponds to the period of service for the Recruiting Service Ribbon). Position numerals on the Recruiting Service Ribbon as far as to the wearer's left as possible without overlapping the edge. Personnel receiving Individual Awards of the Recruiting Service Ribbon wear a 3/16 inch bronze star for second and subsequent awards.

Table 5-3-1. Wearing Large or Miniature Medals

WEARING OF LARGE MEDALS



Dinner Dress Jacket
(Men)

Figure 5-3-5



Dinner Dress Blue
(Men)

Figure 5-3-6



Dinner Dress White
(Men - Officer &
CPO) (CPOs wear
collar insignia)

Figure 5-3-7



Dinner Dress Jacket
(Women)

Figure 5-3-8



Dinner Dress
(Women)

Figure 5-3-9



Jumper Style
(E1-E5)

Figure 5-3-10

WEARING OF MINIATURE MEDALS



Full Dress Blue
(Men)

Figure 5-3-1



Full Dress White
(Men - Officer &
CPO) (CPOs wear
collar insignia)

Figure 5-3-2



Full Dress White/Blue
(Women - Officer & CPO)

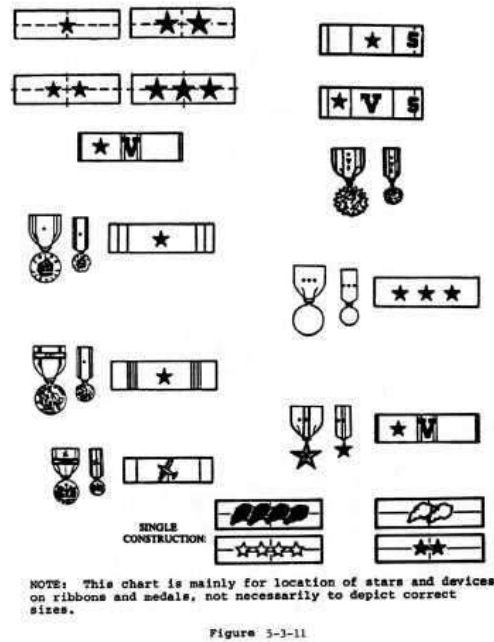
Figure 5-3-3



JUMPER STYLE
(E1-E6)

Figure 5-3-4

LOCATION OF RIBBON ATTACHMENTS



NAVY PERSONNEL COMMAND: 5720 Integrity Drive, Millington TN 38055-0000

This is an official U.S. Navy Website
 Comments? Suggestions? Call NPC Customer Service: 866-U-ASK-NPC (DSN 882-5672), [Live Chat](#) or [Email the Webmaster](#)
 Last Modified: 1/19/2017 1:17 PM
[FOIA](#) | [US Navy](#) | [U.S. Navy Recruiting](#) | [No Fear Act](#) | [USA.gov](#) | [Privacy Policy](#) | [Accessibility / Section 508](#) | [Site Map](#)



Navy Personnel Command

5401 - Aiguillettes/Brassards/Buttons

Navy Personnel Command > Support & Services > US Navy Uniforms > Uniform Regulations > Chapter 5 > 5401 - Aiguillettes/Brassards/Buttons

SECTION 4: IDENTIFICATION BADGES/AWARDS/INSIGNIA AIGUILLETES/BRASSARDS/BUTTONS

AIGUILLETES

1. OCCASIONS FOR WEAR
2. AUTHORITY TO WEAR
3. PROCEDURES FOR WEAR AND DESCRIPTIONS

BRASSARDS

BUTTONS

BOATSWAIN'S PIPE AND LANYARD

Article

[5401](#)
[5401.1](#)
[5401.2](#)
[5401.3](#)
[5402](#)
[5403](#)
[5404](#)

5401. [AIGUILLETES](#)

1. [OCCASIONS FOR WEAR](#)

a. Individuals may wear aiguillettes **only** while serving in an official capacity during specific events where wearing aiguillettes, as an identifying device, are important to the principal being aided. Such identification enables the principal to accomplish his mission more effectively, assist others who support principal's mission, or prevent confusion during official occasions.

2. [AUTHORITY TO WEAR](#)

a. Wear aiguillettes while performing duty as Aide to the President, Aide to the Vice President, Aide at the White House, Aide to the Secretary of Defense, Aide to the Secretary, Under Secretary, and Assistant Secretaries of the Navy, and aides to flag officers. For flag officers' aides, aiguillettes are authorized only when the titles indicated below appear in both the billet title and the incumbent's CHNAVPERS orders:

NOBC BILLET TITLE

9015 Chief of Staff 9930 Executive Assistant
 9021 Flag Lieutenant 9935 Aide
 9082 Flag Secretary

b. Naval Attaches and Assistant Naval Attaches wear aiguillettes while performing official attache duties within their areas of jurisdiction. They shall not wear aiguillettes outside areas of jurisdiction unless specifically requested to accompany an ambassador or foreign service officer on official occasions.

c. When aides to top-ranking representatives of foreign nations visiting the United States request it.

d. Officers appointed as aides on the staff of a governor of a state or territory, may wear aiguillettes on official occasions.

e. Personnel are authorized to wear service aiguillettes at all times while serving in the following billets:

(1) "A" School Military Training (ASMT) Department and Division Leading Chief Petty Officer and Company Commanders/Assistant Company Commanders.

(2) Recruit Division Commanders and their assistants.

(3) U. S. Navy Ceremonial Guard, except on working uniforms. Officers and chief petty officers will wear the aiguillette **only** on the Service Uniform, black relax fit jacket and the All-Weather Coat when its worn with service uniforms.

3. [PROCEDURES FOR WEAR AND DESCRIPTIONS](#)

a. **General.** Aiguillettes are furnished by the staff requiring them. Aiguillettes remain in custody of the organization providing them.

(1) The Aide to the President, Aide to the Vice President, aides at the White House, and officers designated as aides to foreign heads of state wear aiguillettes on the right shoulder; all others on the left shoulder.

(2) Wear them on the outside of overcoats, reefers, jackets, all-weather coat, or pullover sweater.

(3) Place the Fourragere under the aiguillettes.

(4) For dress aiguillettes, attach the becket to the coat in the following manner:

(a) Attach the becket to the top button of the white coat that has a standing collar.

(b) On all other coats, mess jackets, and the blue overcoats, sew a small flat button, covered with black silk, under the coat collar at the height of the collar bone to secure the becket. The pencils hang

over the lapel with their suspension cords emerging from the notch in the lapel. (See Figure 5-4-1 below.)

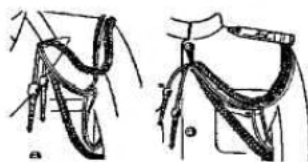


Figure 5-4-1

b. Dress Aiguillettes. Wear dress aiguillettes with Formal Dress, Dinner Dress, Full Dress, and Service Dress uniforms, and the overcoat and all-weather coat:

- (1) At official ceremonies.
- (2) On occasions requiring special honors.
- (3) To social functions as directed, and to all social functions for which formal invitations have been extended.
- (4) At all times by aides to foreign representatives.

(5) Description

(a) Aides to the President. Two single aiguillette cords, approximately 1/5 inch in diameter, with a cord of yellow cotton, covered with gold or gilt plaited thread, and two additional loops of unplaited aiguillette cord. At the termination of the plaited cords are approximately 3 inches of plain cord with two gilt metal pencils, approximately 3-1/2 inches long, fastened to the ends, and mounted with two silver anchors and a becket. <(See Figure 5-4-2 below.)>

(b) All Other Aides. Conform to the same general description above but have dark blue thread inserted forming plaited bands approximately 7/16 inch and two additional loops of unplaited aiguillette cord.



AIDES

AIDE TO THE PRESIDENT

OTHER

Figure 5-4-2

c. Service Aiguillettes

(1) Wear with Service Uniforms, jackets, all-weather coat, overcoat, reefer, or pullover sweater but following subparagraph 3.b. above. Wear aiguillette beneath the epaulet or shoulder board.

At commander's discretion, aiguillettes are authorized for wear with the NWU Type I shirt and Parka by personnel assigned to billets in which aiguillettes are a prescribed uniform item. It should be noted that puncturing of the outer shell of the parka will result in compromising the waterproof integrity of the garment.

(2) When attaching service aiguillettes to the uniform, bind the cords together lying flat, side by side, with a strip of 1-1/2 inches gold lace, and fit with a clasp pin. Attach aiguillettes to the shoulder of the coat with the 1-1/2 inch gold lace centered on top of the shoulder with the 1-1/2 inch gold lace paralleled and up to the shoulder sleeve seam. The longest loop of the cords are worn on the inboard side closest to the wearer's body.



(3) Description

(a) Service aiguillettes consist of a number of loops of aiguillette cord. The cord is approximately 1/5 inch in diameter and covered with gold or gilt and other colored thread. Dark blue thread is woven to form spiral bands approximately 3/16 inch wide at intervals of approximately 1/16 inch.



(1) Aide to the President. Four loops, all gold.

5401 - Aiguillettes/Brassards/Buttons



(2) Aide to the Vice President, Admiral, General or Official of Higher Rank and Navy Special Assistant to the General Counsel of the Department of the Navy. Four loops, gold with dark blue spiral bands.

(3) Naval Attaches and Assistant Naval Attaches. Four loops, gold with dark blue spiral bands.

(4) Aide to Vice Admiral and Lieutenant General. Three loops, gold with dark blue spiral bands.



(5) Aide to Rear Admiral, Major General, Brigadier General and Officers of Lower Rank. Two loops, gold with dark blue spiral bands.



(6) Aide to Governor of a State or Territory. Two loops, gold with dark blue spiral bands.



(7) "A" School Military Training (ASMT) Department and Division Leading Chief Petty Officers and Company Commanders/Assistant Company Commanders. One red and white loop.

(8) Recruit Division Commander. One red loop.

(9) Recruit Division Commander (Under instruction). One light blue loop.

(10) U.S. Navy Ceremonial Guard.
Dress Aiguillette (White Uniform) - One dark blue braided loop and two single loops.
Dress Aiguillette (Blue Uniform) - One white braided loop and two single loops.
Service Aiguillette (Service and Service Dress Uniforms, Black Jacket, All-weather Coat) - One white braided loop.

U.S. Navy Ceremonial Guard, Officers and CPOs.

Service Aiguillette (Service Uniforms, Black Jacket and All-weather Coat with Service Uniform only) - One white braided loop.

5402. BRASSARDS

1. Brassards are cloth bands, marked with symbols, letters or words, indicating a type of temporary duty, to which the wearer is assigned.



2. Wear brassards on the right arm, midway between the shoulder and elbow, on uniforms or outer garments.

5403. BUTTONS

1. The Navy button design consists of an eagle rising, with its wings down. The left foot is on the shank, the right foot on the stock of a plain anchor, laid horizontally, and the eagle's head faces its right. The whole is surrounded by 13 five-pointed stars and a rope. Buttons are designated in terms of "line". One line equals .025 inches, making a 40-line button is 1 inch in diameter, and a 35-line button is .875 inches in diameter.

2. Officers and Chief Petty Officers (CPOs) wear Navy eagle gold buttons. Enlisted women, E-6 and below, wear silver oxidized buttons on service dress coats, and all E6 and below wear silver oxidized buttons on dinner dress (mess) jackets. Anodized (highly polished) gold buttons are phasing in for officer and CPO service dress coats, dinner dress (mess) jackets, overcoats, reefers, waistcoats, combination hats, and officers' hard shoulder boards. Non-anodized (flat finish) gold buttons will not have a phase out date. Service members may continue to wear non-anodized gold buttons as long as serviceable. All buttons on a

uniform component must have the same finish (excluding hard shoulder boards for officers and combination covers for officers/CPOs).



40 LINE



36 LINE



28 LINE



22 1/2 LINE

5404. **BOATSWAIN'S PIPE AND LANYARD.** The boatswain's pipe and lanyard may be worn around the neck while carrying out official ceremonial duties and military watches. The lanyard is braided with Belfast cord in a traditional style and sennit. When hanging free, the bottom of the pipe shall not fall below the top of the belt. Wear white lanyards with dark/blue uniforms and black lanyards with white uniforms. Men place the pipe in the left breast pocket when not in use. Women wearing Service Dress Blue place the boatswain's pipe attached to the lanyard between the top and second button of their jacket when not in use. Do not wear them on liberty.

FOOTNOTES FOR CHAPTER FIVE

1. Not a Navy decoration - listed for precedence only.
2. May be earned while a member of the Naval service.
3. Only the initial award (ribbon with frame and palm) may be worn.

THE FOLLOWING INFORMATION IS PROVIDED FOR COMMANDS ORDERING SECURITY FORCE IDENTIFICATION BADGES

NSF Identification badges are managed by Defense Logistics Agency Support (DLA-TS); metal and embroidered security badges may be procured via DLA E-Mail (embroidered badges \$5.25 U/I-ea and metal badges \$10.49 U/I-ea).

1. Navy Security Forces Badge NSNs are: 8455-01-617-6192 (metal); 8455-01-617-6354 (embroidery).
2. Command Master at Arms Badge NSNs are: 8455-01-617-6194 (metal); 8455-01-617-6358 (embroidery).
3. Correction Specialist Badge NSNs are: 8455-01-617-6200 (metal); 8455-010-617-6360 (embroidery).

Requisition inquiries can be directed to Ms. Suzanne Marinari, Navy Liaison Office Philadelphia at (215) 737-7954 or suzanne.marinari@dla.mil.

NAVY PERSONNEL COMMAND: 5720 Integrity Drive, Millington TN 38055-0000

This is an official U.S. Navy Website
 Comments? Suggestions? Call NPC Customer Service: 866-U-ASK-NPC (DSN 882-5672), [Live Chat](#) or [Email the Webmaster](#)
 Last Modified: 1/19/2017 1:23 PM
[FOIA](#) | [US Navy](#) | [U.S. Navy Recruiting](#) | [No Fear Act](#) | [USA.gov](#) | [Privacy Policy](#) | [Accessibility / Section 508](#) | [Site Map](#)